

Name _____

MULTIPLE CHOICE. Choose the one alternative that best completes the statement or answers the question.**Find the slope of the line passing through the given pair of points.**

1) (5, 4) and (3, 8)

1) _____

A) $\frac{3}{2}$

B) $-\frac{1}{2}$

C) 2

D) - 2

2) (4, 6) and (8, 7)

2) _____

A) $\frac{13}{12}$

B) $-\frac{1}{4}$

C) $\frac{1}{4}$

D) 4

3) (7, -7) and (7, -2)

3) _____

A) $-\frac{9}{14}$

B) 0

C) $-\frac{5}{14}$

D) Not defined

4) (-3, 6) and (-5, 6)

4) _____

A) $-\frac{3}{2}$

B) Not defined

C) - 6

D) 0

5) (4, -5) and (5, -10)

5) _____

A) $-\frac{1}{5}$

B) 5

C) $-\frac{5}{3}$

D) - 5

Find the slope of the line.

6) $y = \frac{5}{6}x$

6) _____

A) $\frac{5}{6}$

B) 1

C) 0

D) $\frac{6}{5}$

7) $y = 2x - 8$

7) _____

A) -2

B) 2

C) 1

D) 0

8) $4x + 5y = -8$

8) _____

A) $-\frac{8}{5}$

B) $\frac{5}{4}$

C) $-\frac{4}{5}$

D) $\frac{4}{5}$

9) $3x - 5y = -40$

9) _____

A) 8

B) $-\frac{3}{5}$

C) $\frac{3}{5}$

D) $-\frac{5}{3}$

10) The x-axis

10) _____

A) Not defined

B) 1

C) 0

D) -1

- 11) $x = 10$ A) 10 B) 0 C) 1 D) Not defined 11) _____
- 12) A line parallel to $4y + 3x = 7$ A) $\frac{7}{3}$ B) $\frac{3}{4}$ C) $-\frac{4}{3}$ D) $-\frac{3}{4}$ 12) _____
- 13) A line parallel to $2x = 5y + 9$ A) $\frac{5}{2}$ B) $\frac{9}{2}$ C) $\frac{2}{5}$ D) $-\frac{2}{5}$ 13) _____
- 14) A line perpendicular to $8x - 3y = -11$ A) $-\frac{3}{8}$ B) $\frac{3}{8}$ C) 8 D) $-\frac{8}{3}$ 14) _____
- 15) A line perpendicular to $6x = 9y - 5$ A) $-\frac{2}{3}$ B) $\frac{3}{2}$ C) $-\frac{3}{2}$ D) $-\frac{5}{9}$ 15) _____

Find an equation in slope-intercept form (where possible) for the line.

- 16) Through $(0, 3)$, $m = \frac{1}{2}$ A) $y = \frac{1}{2}x - 3$ B) $y = \frac{1}{2}x + 3$ C) $y = -\frac{1}{2}x - 3$ D) $y = -\frac{1}{2}x + 3$ 16) _____
- 17) Through $(-13, -1)$, $m = 2$ A) $y = 2x - 1$ B) $y = -2x - 11$ C) $y = -2x - 25$ D) $y = 2x + 25$ 17) _____
- 18) Through $(3, 0)$, $m = -1$ A) $y = x - 3$ B) $y = -3x$ C) $y = -x + 3$ D) $y = 3x$ 18) _____
- 19) Through $(-4, 4)$, $m = -3$ A) $y = 3x + 16$ B) $y = 3x - 8$ C) $y = -3x + 16$ D) $y = -3x - 8$ 19) _____
- 20) Through $(2, 5)$, $m = 0$ A) $y = -\frac{2}{5}x$ B) $x = 2$ C) $y = -\frac{5}{2}x$ D) $y = 5$ 20) _____
- 21) Through $(-8, 6)$, with undefined slope A) $\frac{4}{3}x + 6y = 0$ B) $\frac{3}{4}x - 8y = 0$ C) $y = 6$ D) $x = -8$ 21) _____
- 22) Through $(3, 2)$, $m = -\frac{5}{9}$ A) $y = \frac{5}{9}x - \frac{11}{3}$ B) $y = -\frac{5}{9}x + \frac{11}{3}$ C) $y = -\frac{5}{9}x + \frac{5}{3}$ D) $y = \frac{5}{9}x + \frac{5}{3}$ 22) _____

- 23) Through $(0, -1)$, $m = \frac{3}{4}$ 23) _____
 A) $y = \frac{3}{4}x - 1$ B) $y = -\frac{3}{4}x - 1$ C) $y = -\frac{3}{4}x + 1$ D) $y = \frac{3}{4}x + 1$
- 24) Through $(5, 2)$, $m = -\frac{5}{6}$ 24) _____
 A) $y = -\frac{5}{6}x + \frac{25}{6}$ B) $y = \frac{5}{6}x - \frac{37}{6}$ C) $y = \frac{5}{6}x + \frac{25}{6}$ D) $y = -\frac{5}{6}x + \frac{37}{6}$
- 25) Through $(-3, 4)$, $m = 2.5$ 25) _____
 A) $y = -2.5x + 11.5$ B) $y = -2.5x - 3.5$ C) $y = 2.5x - 3.5$ D) $y = 2.5x + 11.5$
- 26) Through $(-3, -8)$ and $(-1, -17)$ 26) _____
 A) $y = -\frac{2}{9}x - \frac{26}{3}$ B) $y = -\frac{9}{2}x - \frac{22}{3}$ C) $y = \frac{9}{2}x + \frac{11}{2}$ D) $y = -\frac{9}{2}x - \frac{43}{2}$
- 27) Through $(5, 2)$ and $(0, -2)$ 27) _____
 A) $y = -\frac{3}{2}x - 2$ B) $y = \frac{3}{2}x - 2$ C) $y = -\frac{4}{5}x - 2$ D) $y = \frac{4}{5}x - 2$
- 28) Through $(-2, 0)$ and $(-8, 5)$ 28) _____
 A) $y = -\frac{5}{6}x - \frac{5}{3}$ B) $y = -\frac{2}{13}x + \frac{81}{13}$ C) $y = \frac{5}{6}x - \frac{5}{3}$ D) $y = \frac{2}{13}x + \frac{81}{13}$
- 29) Through $(-5, 8)$ and $(3, -9)$ 29) _____
 A) $y = \frac{13}{12}x - \frac{23}{4}$ B) $y = -\frac{17}{8}x - \frac{21}{8}$ C) $y = \frac{17}{8}x - \frac{21}{8}$ D) $y = -\frac{13}{12}x - \frac{23}{4}$
- 30) Through $(-1, 1)$ and $(8, 5)$ 30) _____
 A) $y = \frac{2}{3}x + \frac{31}{3}$ B) $y = \frac{4}{9}x + \frac{13}{9}$ C) $y = -\frac{2}{3}x + \frac{31}{3}$ D) $y = -\frac{4}{9}x + \frac{13}{9}$
- 31) Through $(-6, 4.5)$ and $(-4, 8.5)$ 31) _____
 A) $y = 0.5x + 7.5$ B) $y = -2x - 7.5$ C) $y = 2x + 16.5$ D) $y = -0.5x + 1.5$
- 32) Through $(2, -4)$ and $(2, -9)$ 32) _____
 A) $y = -4$ B) $-\frac{9}{4}x - 4y = 0$ C) $x = 2$ D) $-\frac{4}{9}x - 9y = 0$
- 33) Through $(-2, 1)$ and $(10, 1)$ 33) _____
 A) $y = 1$ B) $5x - 2y = 0$ C) $\frac{1}{5}x + 10y = 0$ D) $x = -2$
- 34) y-intercept -5 , x-intercept 10 34) _____
 A) $y = 2x + 10$ B) $y = -\frac{1}{2}x - 5$ C) $y = \frac{1}{2}x - 5$ D) $y = -2x + 10$

35) Through (6, 4), perpendicular to $-7x - 4y = -58$

A) $y = \frac{7}{4}x + 4$

B) $y = \frac{4}{7}x + \frac{4}{7}$

C) $y = -\frac{4}{7}x - \frac{4}{7}$

D) $y = \frac{4}{7}x$

35) _____

36) Through (-1, -12), parallel to $-5x - 4y = 41$

A) $y = -\frac{1}{4}x - \frac{41}{4}$

B) $y = -\frac{4}{5}x + \frac{12}{5}$

C) $y = -\frac{5}{4}x - \frac{53}{4}$

D) $y = \frac{5}{4}x + \frac{53}{4}$

36) _____

37) Through (5, 7), parallel to $-9x + 7y = -31$

A) $y = \frac{7}{9}x - \frac{7}{9}$

B) $y = -\frac{5}{7}x - \frac{31}{7}$

C) $y = -\frac{9}{7}x - \frac{4}{7}$

D) $y = \frac{9}{7}x + \frac{4}{7}$

37) _____

38) Through (-4, -3), perpendicular to $9x - 5y = -51$

A) $y = \frac{4}{5}x - \frac{51}{5}$

B) $y = -\frac{5}{9}x - \frac{47}{9}$

C) $y = \frac{5}{9}x - \frac{47}{9}$

D) $y = -\frac{9}{5}x - \frac{9}{5}$

38) _____

39) Through (-2, -8), perpendicular to $-8x - 3y = 40$

A) $y = \frac{3}{8}x - \frac{29}{4}$

B) $y = -\frac{3}{8}x + \frac{29}{4}$

C) $y = \frac{8}{3}x - 58$

D) $y = \frac{3}{8}x$

39) _____

40) Through (-1, -7), perpendicular to $x = 5$

A) $x = 5$

B) $y = -7$

C) $y = 5$

D) $y = 7$

40) _____

41) The line with y-intercept -2 and perpendicular to $x + 3y = -4$

A) $y = -3x - 2$

B) $y = \frac{1}{3}x - 2$

C) $y = -\frac{1}{3}x + 1$

D) $y = 3x - 2$

41) _____

42) The line with x-intercept 5 and perpendicular to $7x - y = 9$

A) $y = -7x + 35$

B) $y = -\frac{1}{7}x + \frac{5}{7}$

C) $y = \frac{1}{7}x + \frac{5}{7}$

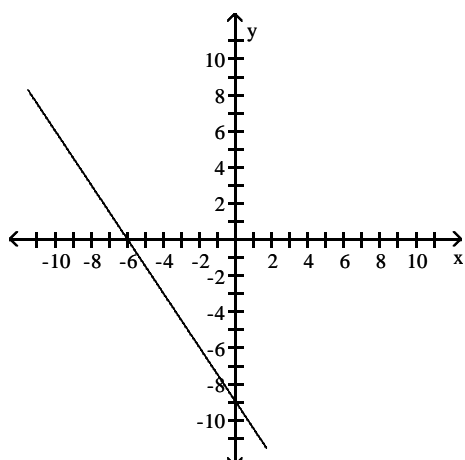
D) $y = -\frac{1}{7}x + 5$

42) _____

Find the slope of the line.

43)

43) _____



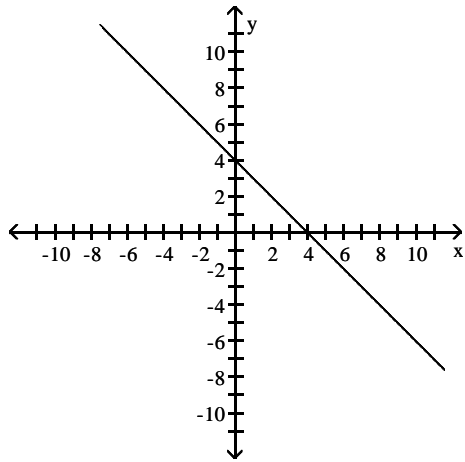
A) $\frac{2}{3}$

B) $-\frac{2}{3}$

C) $\frac{3}{2}$

D) $-\frac{3}{2}$

44)



A) -4

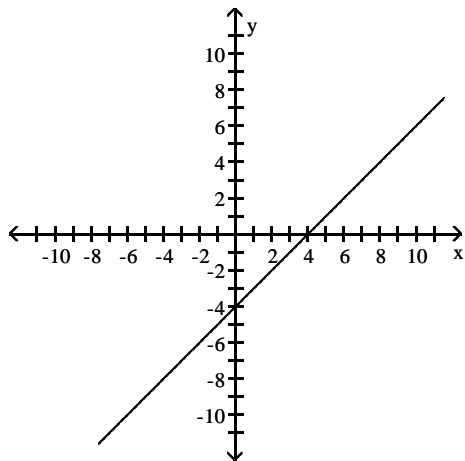
B) 1

C) -1

D) 4

44) _____

45)



A) -1

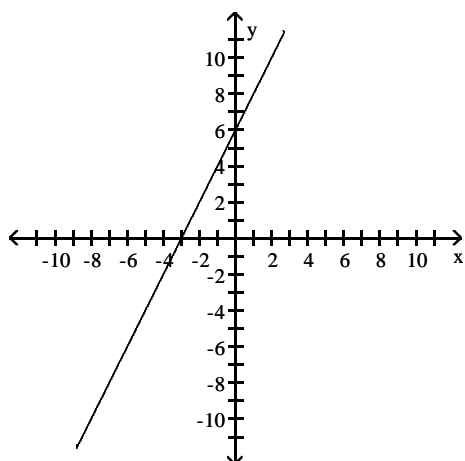
B) -4

C) 1

D) 4

45) _____

46)



A) $\frac{1}{2}$

B) 2

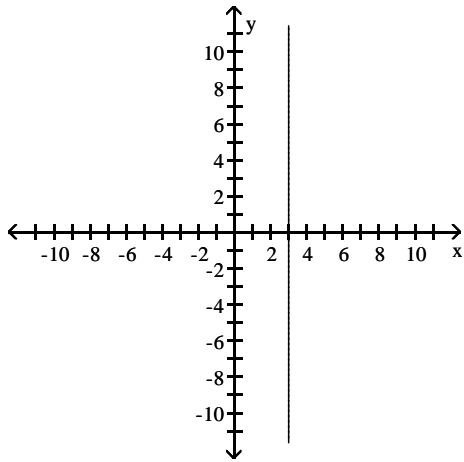
C) -2

D) $-\frac{1}{2}$

46) _____

47)

47) _____



A) undefined

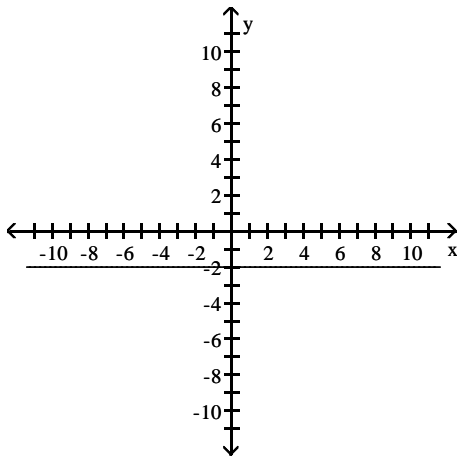
B) 3

C) $\frac{3}{2}$

D) 0

48)

48) _____



A) 0

B) undefined

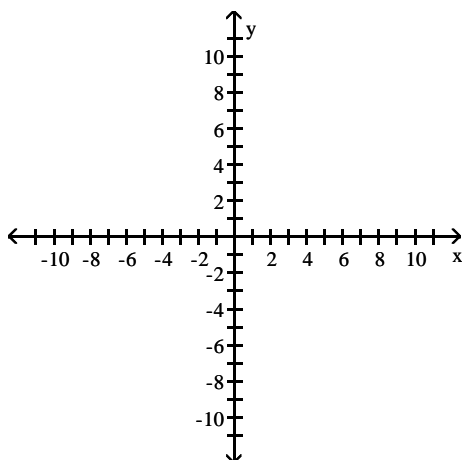
C) 2

D) -2

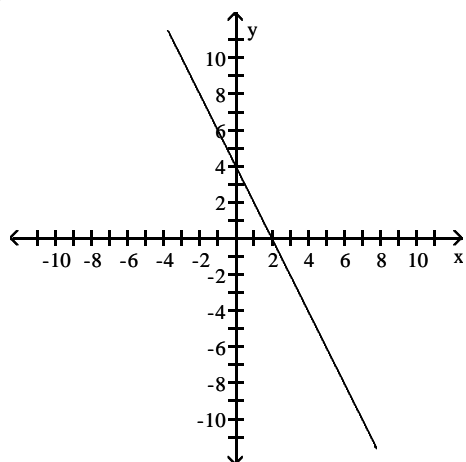
Graph the equation.

49) $y = -2x - 4$

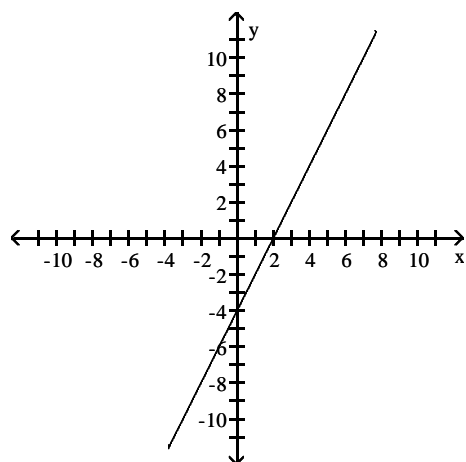
49) _____



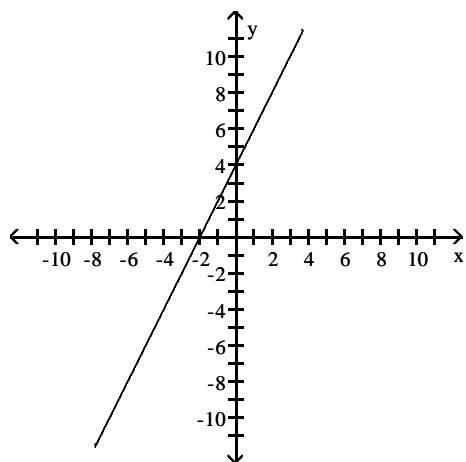
A)



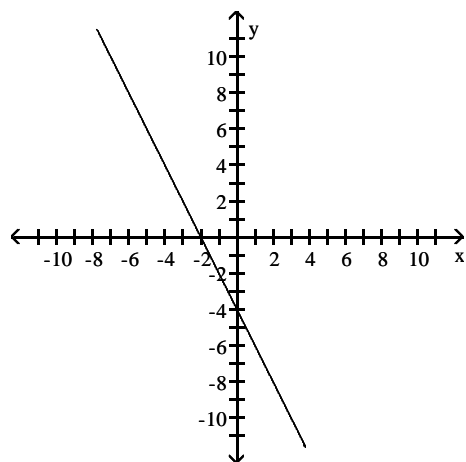
B)



C)

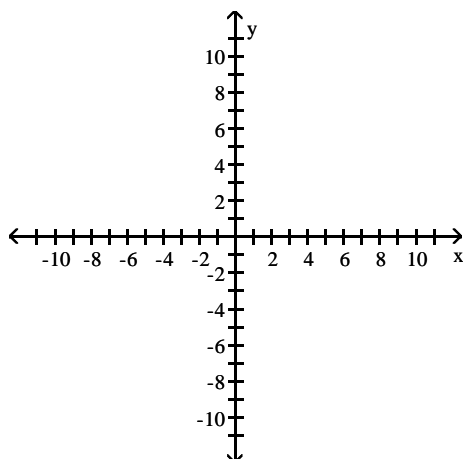


D)

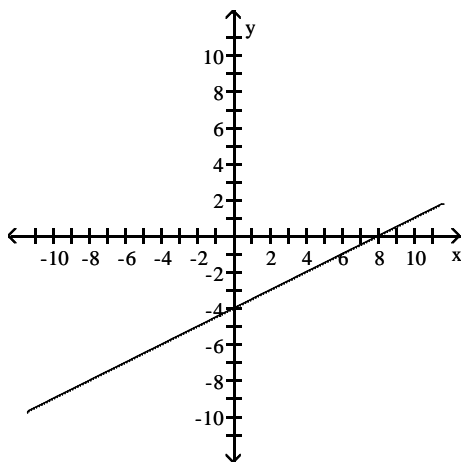


50) $y = -\frac{1}{2}x - 4$

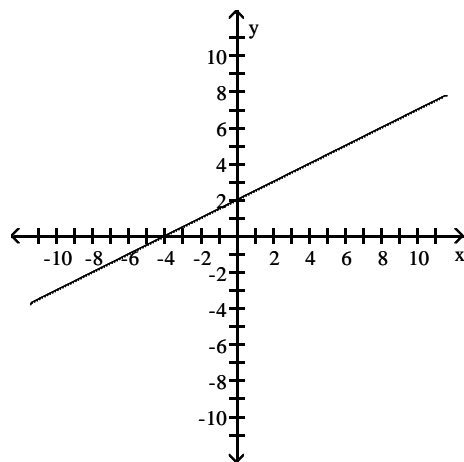
50) _____



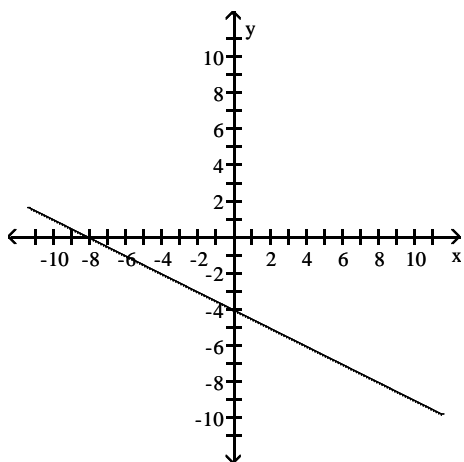
A)



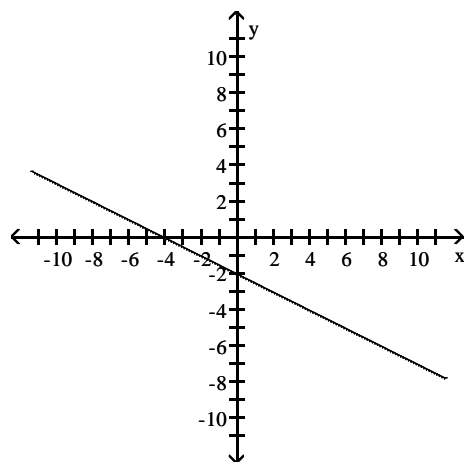
B)



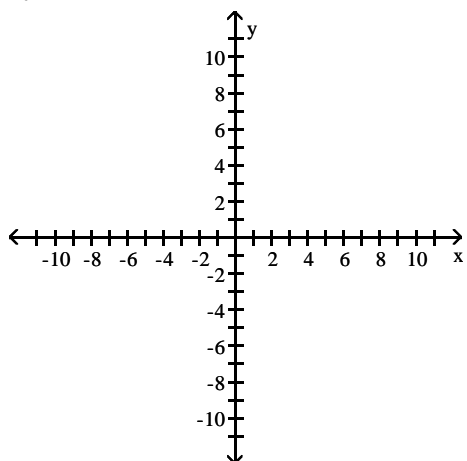
C)



D)

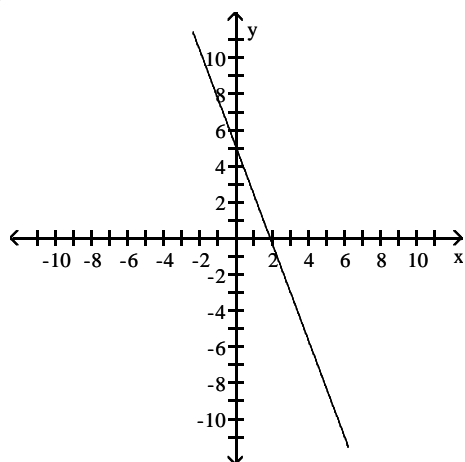


51) $3y + 8x = 15$

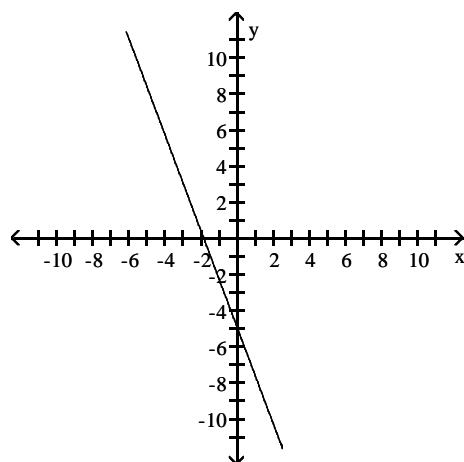


51) _____

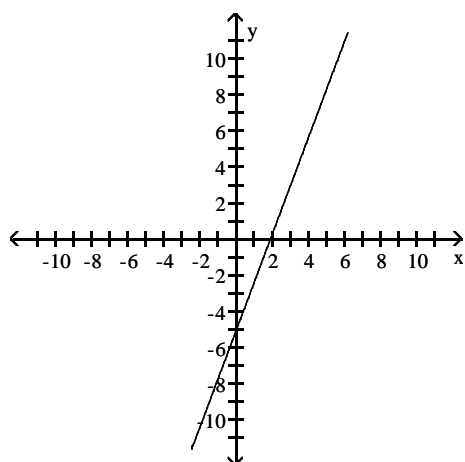
A)



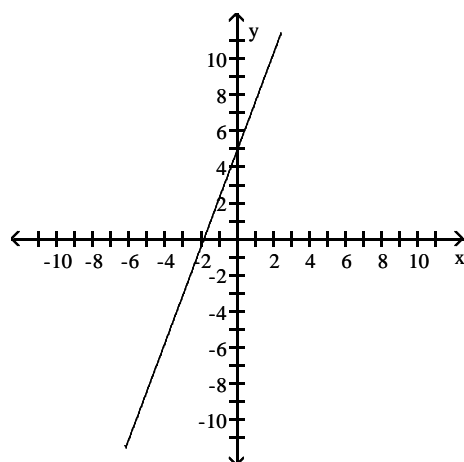
B)



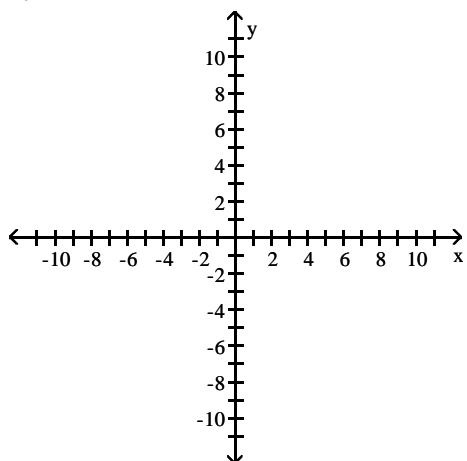
C)



D)

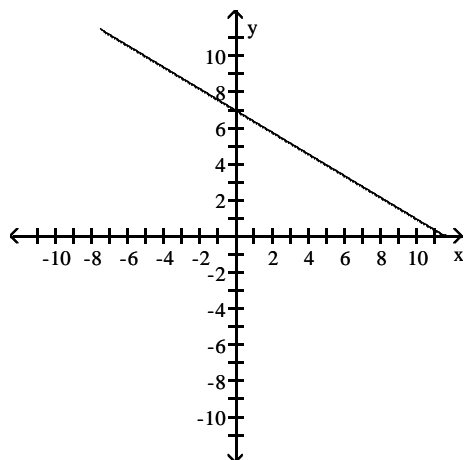


52) $5y - 3x = 35$

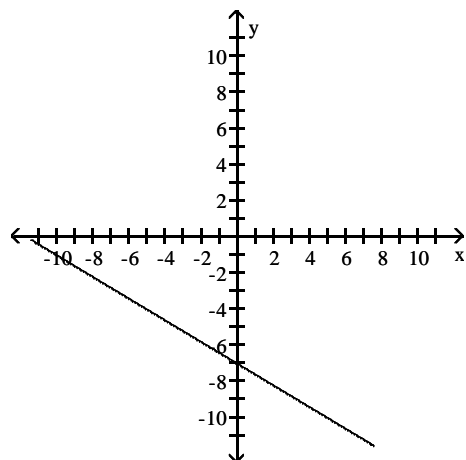


52) _____

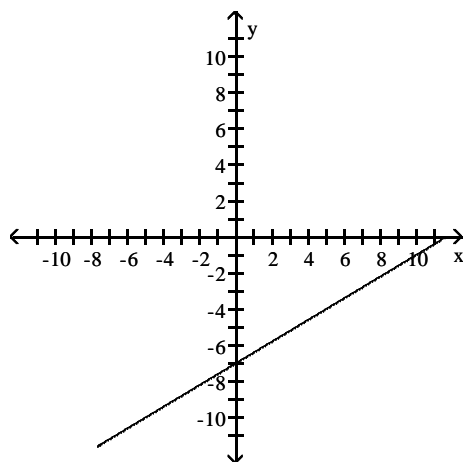
A)



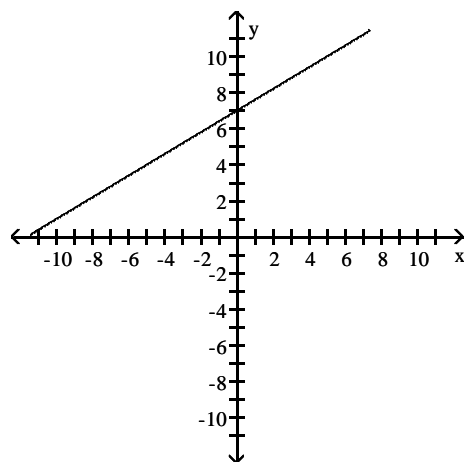
B)



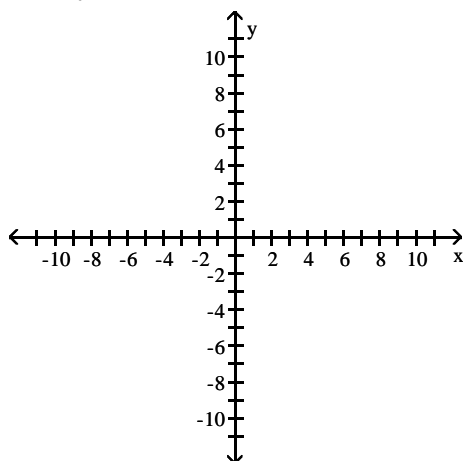
C)



D)

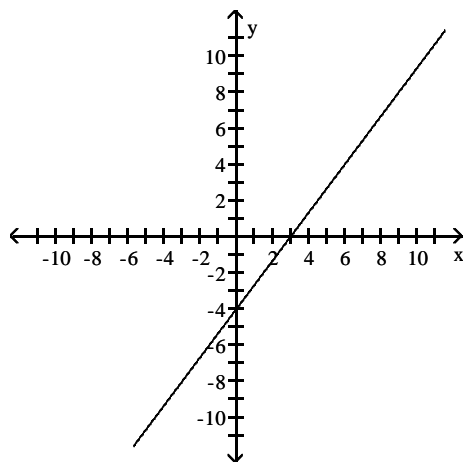


53) $4x + 3y = 12$

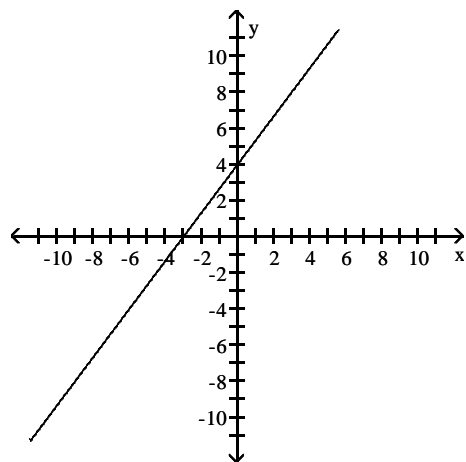


53) _____

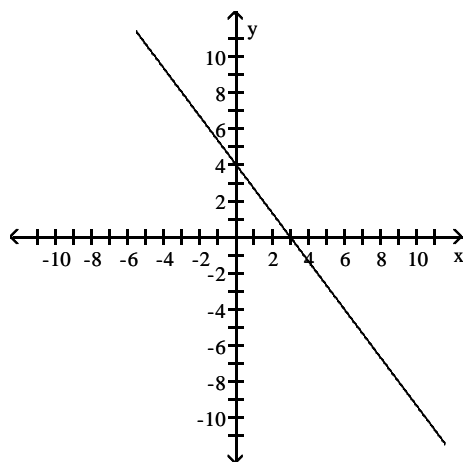
A)



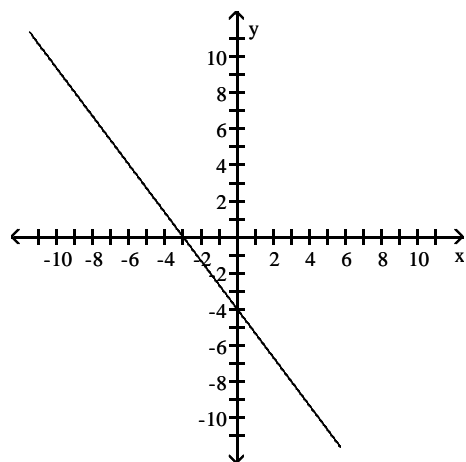
B)



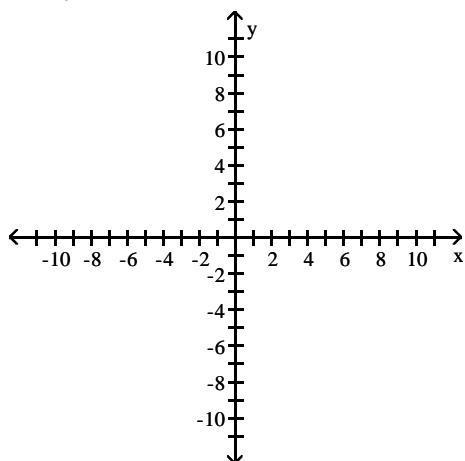
C)



D)

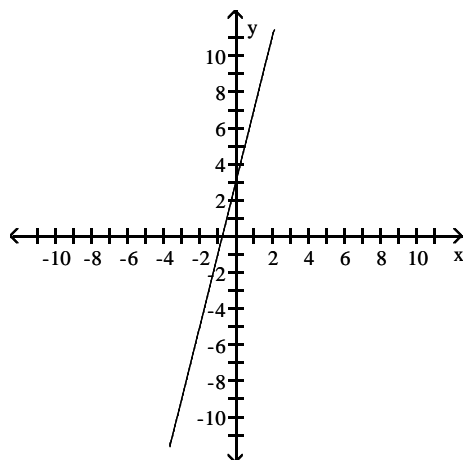


54) $4x + y = -3$

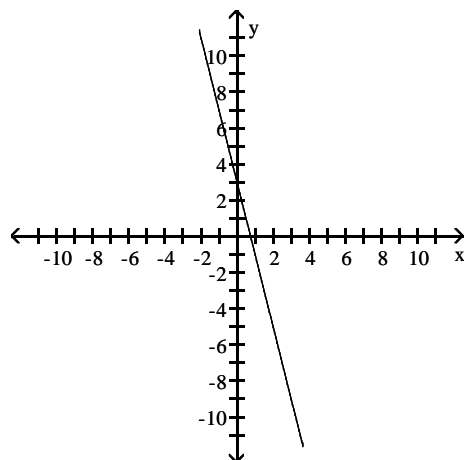


54) _____

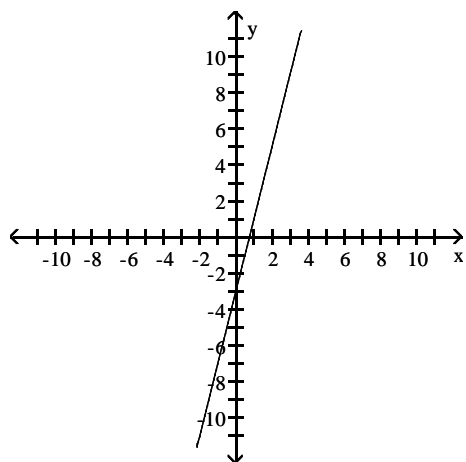
A)



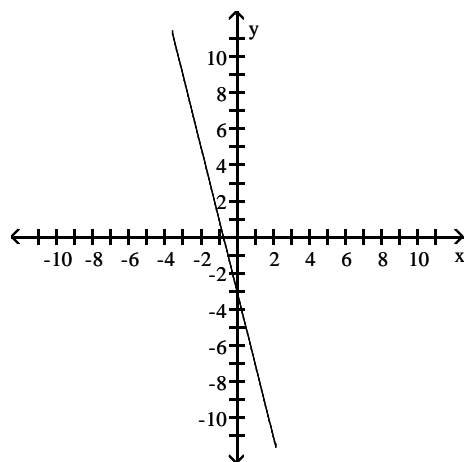
B)



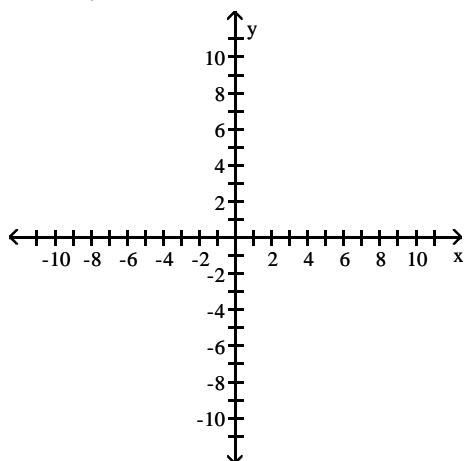
C)



D)

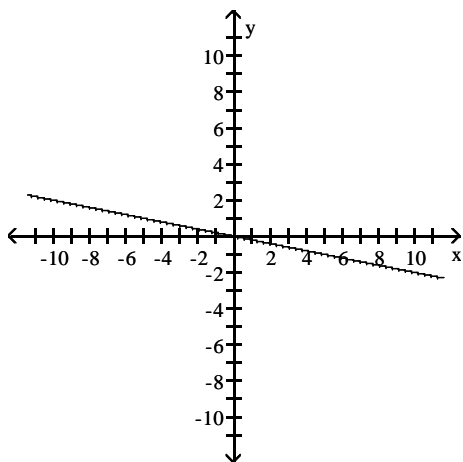


55) $3x - 15y = 0$

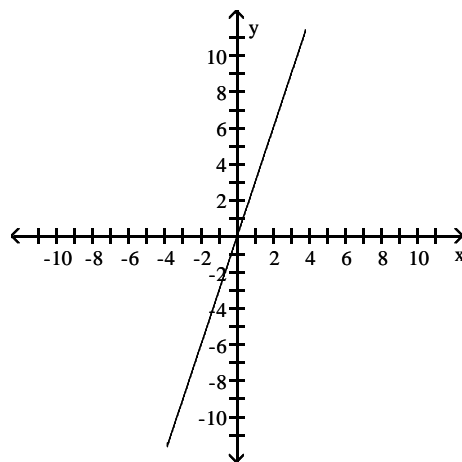


55) _____

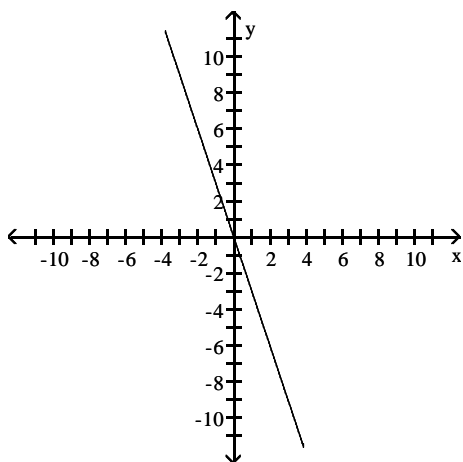
A)



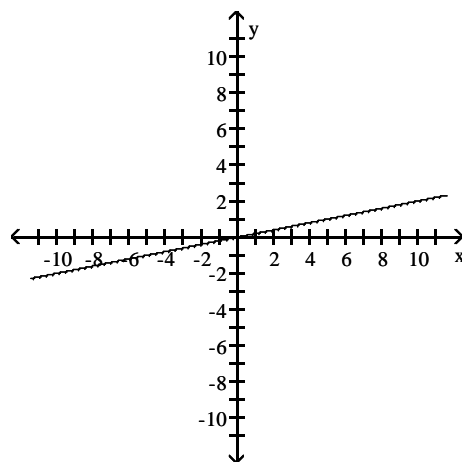
B)



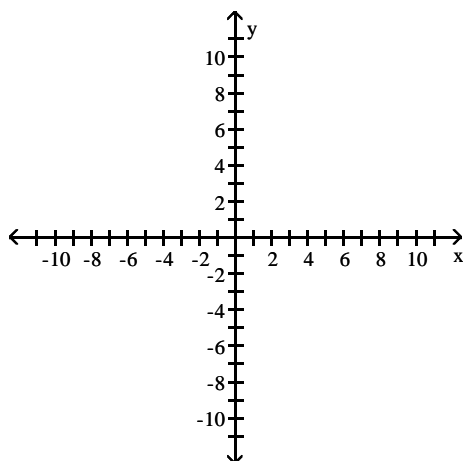
C)



D)

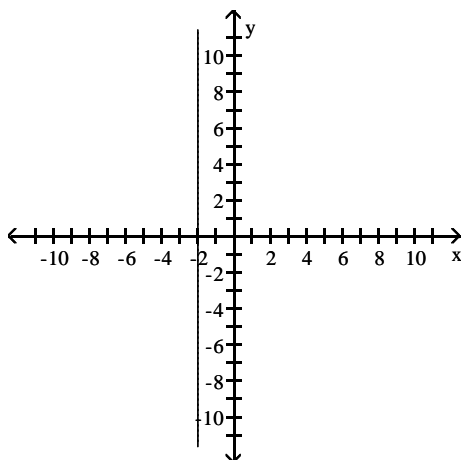


56) $x = -2$

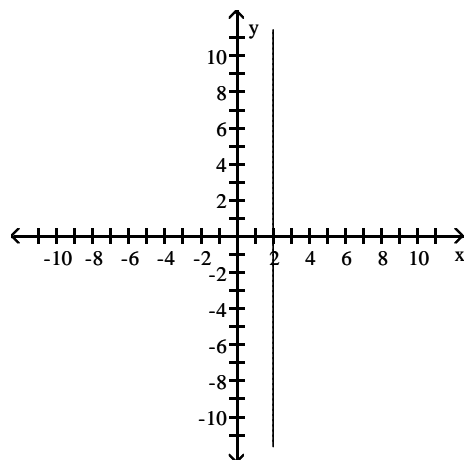


56) _____

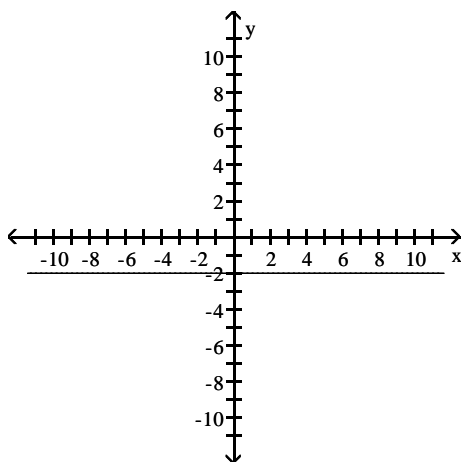
A)



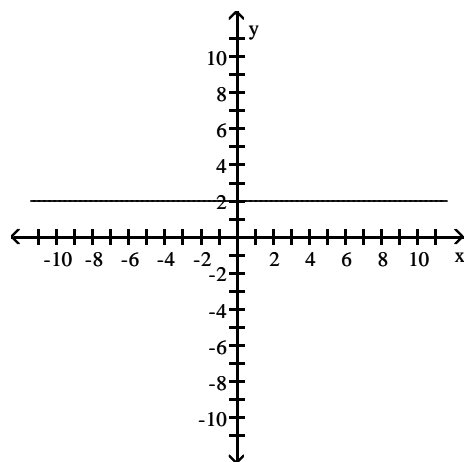
B)



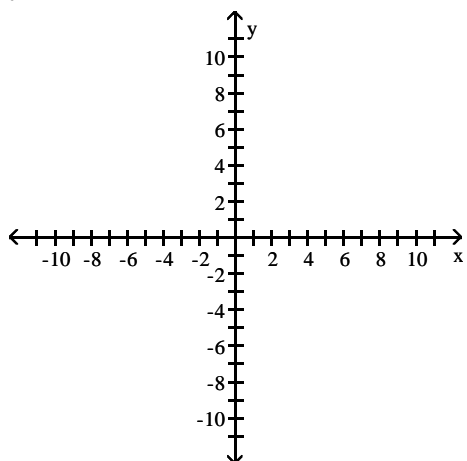
C)



D)

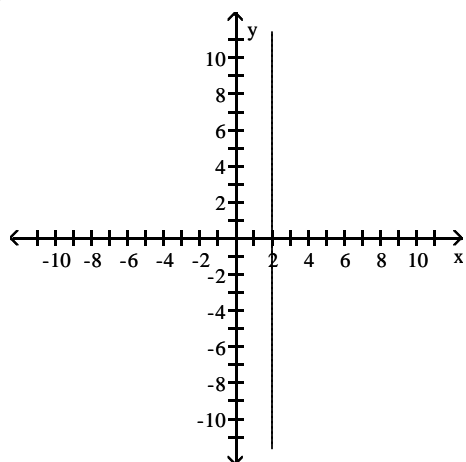


57) $y = 2$

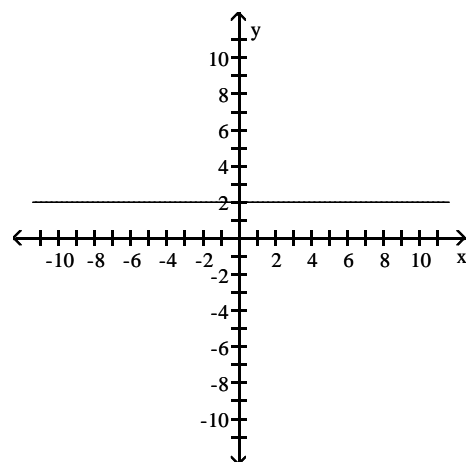


57) _____

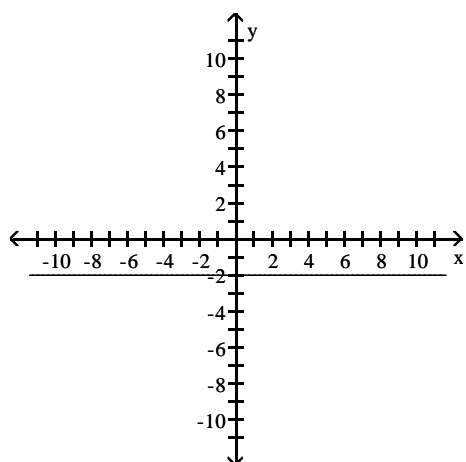
A)



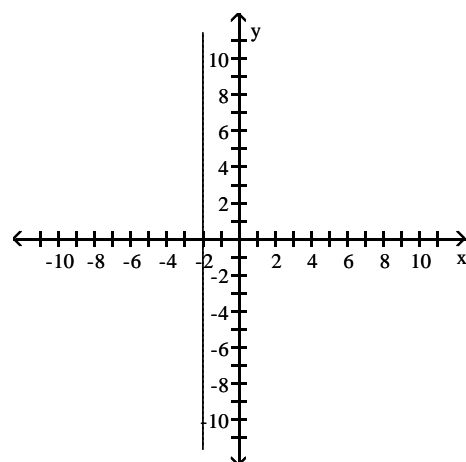
B)



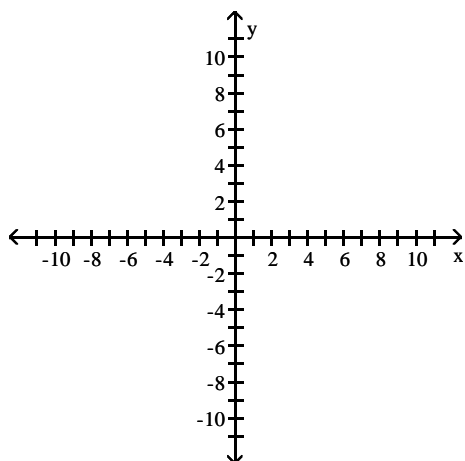
C)



D)

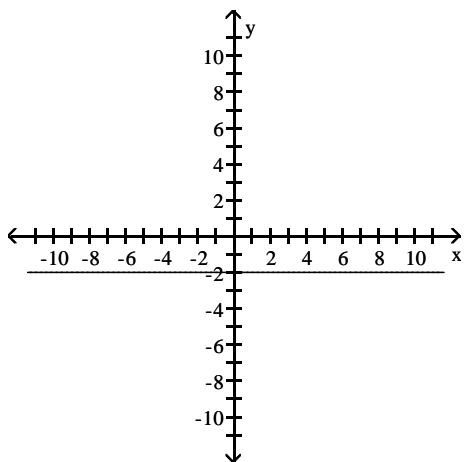


58) $x - 2 = 0$

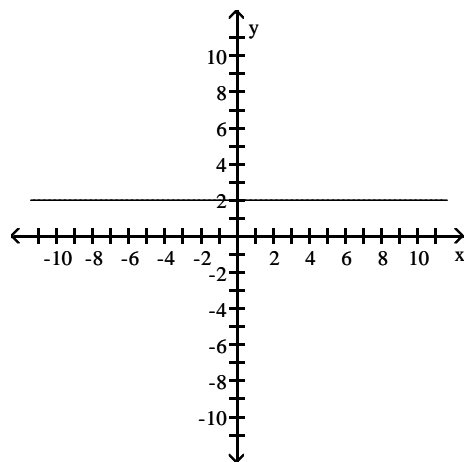


58) _____

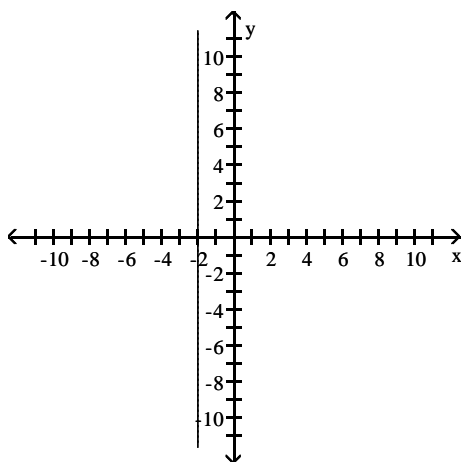
A)



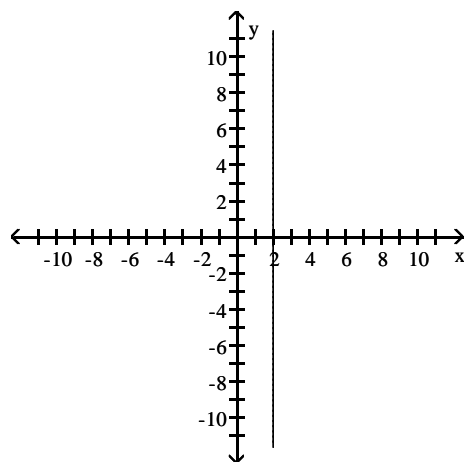
B)



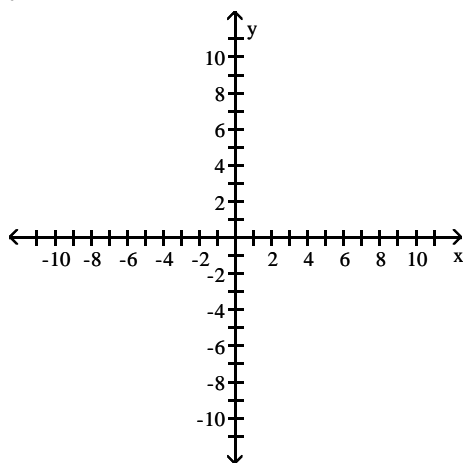
C)



D)

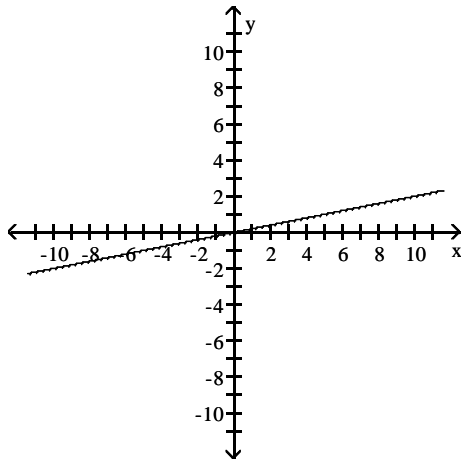


59) $y - 5 = 0$

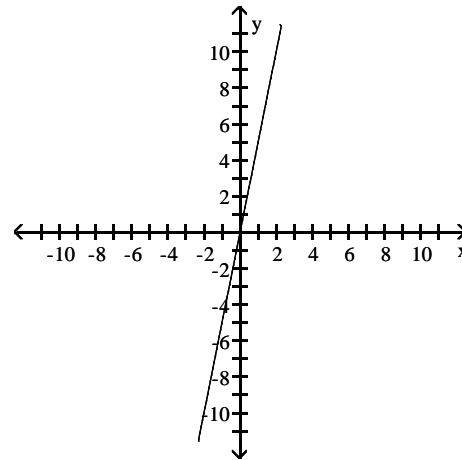


59) _____

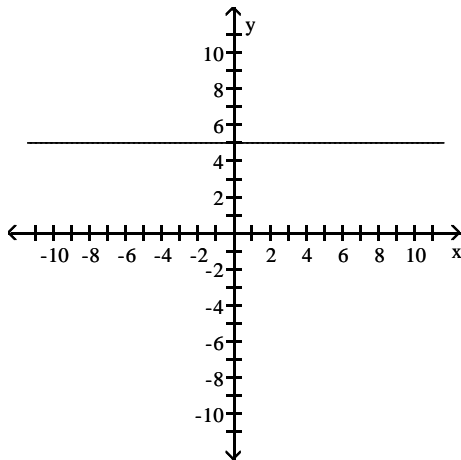
A)



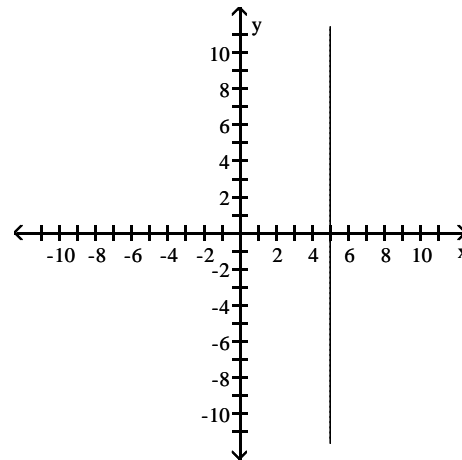
B)



C)



D)



Solve the problem.

- 60) In a certain city, the cost of a taxi ride is computed as follows: There is a fixed charge of \$2.45 as soon as you get in the taxi, to which a charge of \$2.30 per mile is added. Find a linear equation that can be used to determine the cost, C , of an x -mile taxi ride.

60) _____

- A) $C = 2.45x + 2.30$ B) $C = 2.30x + 2.45$ C) $C = 3.25x$ D) $C = 4.75x$

- 61) After two years on the job, an engineer's salary was \$45,000. After seven years on the job, her salary was \$57,500. Let y represent her salary after x years on the job. Assuming that the change in her salary over time can be approximated by a straight line, give an equation for this line in the form $y = mx + b$.

61) _____

- A) $y = 12,500x + 20,000$ B) $y = 2500x + 45,000$
 C) $y = 12,500x + 45,000$ D) $y = 2500x + 40,000$

- 62) Suppose that the population of a certain town, in thousands, was 105 in 1990 and 141 in 2002. Assume that the population growth can be approximated by a straight line. Find the equation of a line which will estimate the population of the town, in thousands, in any given year since 1990.

62) _____

- A) $y = 2.5x + 105$ where x is the number of years since 1990
 B) $y = 3x + 105$ where x is the number of years since 1990
 C) $y = -3x + 177$ where x is the number of years since 1990
 D) $y = 4.25x + 90$ where x is the number of years since 1990

- 63) Assume that the sales of a certain appliance dealer can be approximated by a straight line. Suppose that sales were \$11,500 in 1982 and \$87,500 in 1987. Let $x = 0$ represent 1982. Find the equation giving yearly sales S . 63) _____

A) $S = 15,200x + 11,500$
C) $S = 15,200x + 87,500$

B) $S = 76,000x + 87,500$
D) $S = 76,000x + 11,500$

- 64) The cost of owning a home includes both fixed costs and variable utility costs. Assume that it costs \$5619 per month for mortgage and insurance payments and it costs an average of \$2.96 per unit for natural gas, electricity, and water usage. Determine a linear equation that computes the annual cost of owning this home if x utility units are used. 64) _____

A) $y = 2.96x + 67,428$
C) $y = 2.96x + 5619$

B) $y = -2.96x + 67,428$
D) $y = -2.96x + 5619$

- 65) In a lab experiment 14 grams of acid were produced in 16 minutes and 19 grams in 23 minutes. Let y be the grams produced in x minutes. Write a linear equation for grams produced. 65) _____

A) $y = \frac{7}{5}x - \frac{18}{7}$

B) $y = \frac{5}{7}x - \frac{18}{7}$

C) $y = \frac{5}{7}x + \frac{18}{7}$

D) $y = -\frac{5}{7}x - \frac{18}{7}$

- 66) A biologist recorded 12 snakes on 41 acres in one area and 18 snakes on 45 acres in another area. Let y be the number of snakes in x acres. Write a linear equation for the number of snakes. 66) _____

A) $y = \frac{3}{2}x - \frac{99}{2}$

B) $y = \frac{2}{3}x + \frac{99}{2}$

C) $y = -\frac{3}{2}x + \frac{99}{2}$

D) $y = \frac{3}{2}x + \frac{99}{2}$

- 67) The following data show the list price, x , in thousands of dollars, and the dealer invoice price, y , also in thousands of dollars, for a variety of sport utility vehicles. Find a linear equation that approximates the data, using the points (16.5, 16.1) and (20.0, 18.3). 67) _____

List Price	Dealer Invoice Price
16.5	16.1
17.6	17.0
20.7	18.2
23.1	19.3
20.0	18.3
24.6	21.0

A) $y = 0.629x + 6.38$
C) $y = 0.629x + 5.73$

B) $y = 1.59x - 9.11$
D) $y = 1.59x - 10.2$

- 68) The information in the chart gives the salary of a person for the stated years. Model the data with a linear function using the points (1, 24,800) and (3, 26,500). 68) _____

Year, x	Salary, y
1990, 0	\$23,500
1991, 1	\$24,800
1992, 2	\$25,200
1993, 3	\$26,500
1994, 4	\$27,200

A) $y = 850x$
C) $y = 28.2x + 23,950$

B) $y = -1098x + 23,950$
D) $y = 850x + 23,950$

- 69) The change in a certain engineer's salary over time can be approximated by the linear equation $y = 1500x + 47,500$ where y represents salary in dollars and x represents number of years on the job. According to this equation, after how many years on the job was the engineer's salary \$55,000? 69) _____
 A) 6 years B) 4 years C) 7 years D) 5 years
- 70) The relationship between the list price, x , in thousands of dollars, and the dealer invoice price, y , also in thousands of dollars, for pickup trucks can be approximated by the linear equation $y = 0.715x + 2.82$. Use this equation to predict the dealer invoice price for a pickup truck with a list price of 19.5 thousand dollars. 70) _____
 A) 16.763 thousand dollars B) 13.943 thousand dollars
 C) 23.329 thousand dollars D) 20.914 thousand dollars
- 71) Suppose the sales of a particular brand of appliance satisfy the relationship $S = 170x + 5900$, where S represents the number of sales in year x , with $x = 0$ corresponding to 1982. Find the number of sales in 1990. 71) _____
 A) 14,350 sales B) 7090 sales C) 14,520 sales D) 7260 sales
- 72) The mathematical model $C = 600x + 60,000$ represents the cost in dollars a company has in manufacturing x items during a month. Based on this, how much does it cost to produce 500 items? 72) _____
 A) \$100.00 B) \$0.20 C) \$360,000 D) \$300,000
- 73) Suppose the function $y = 1.8t - 3.3$ determines the actual time that has elapsed, in minutes, for t minutes of a person's estimate of the elapsed time. Find the actual time that has elapsed for an estimate of $t = 60$ minutes. 73) _____
 A) 111.3 min B) 104.7 min C) 54.06 min D) 65.94 min
- 74) A car rental company charges \$24 per day to rent a particular type of car and \$0.15 per mile. Juan is charged \$43.80 for a one-day rental. How many miles did he drive? 74) _____
 A) 292 mi B) 132 mi C) 147 mi D) 268 mi
- 75) If an object is dropped from a tower, then the velocity, V (in feet per second), of the object after t seconds can be obtained by multiplying t by 32 and adding 10 to the result. Write an equation expressing the velocity, V , in terms of the number of seconds, t . Use this function to predict the velocity of the object at time $t = 4.5$ seconds. 75) _____
 A) 152 feet per second B) 155.3 feet per second
 C) 154 feet per second D) 153.3 feet per second
- 76) The information in the chart below gives the salary of a person for the stated years. Model the data with a linear function using the points (1, 24,400) and (3, 26,600). Then use this function to predict the salary for the year 2007. 76) _____
- | Year, x | Salary, y |
|-----------|-------------|
| 1990, 0 | \$23,500 |
| 1991, 1 | \$24,400 |
| 1992, 2 | \$25,200 |
| 1993, 3 | \$26,600 |
| 1994, 4 | \$27,200 |
- A) \$42,200 B) \$42,180 C) \$42,240 D) \$42,220

- 77) In order to receive a B in a course, it is necessary to get an average of 80% correct on two one-hour exams of 100 points each, on one midterm exam of 200 points, and on one final exam of 500 points. If a student scores 92, and 83 on the one-hour exams, and 140 on the midterm exam, what is the minimum score on the final exam that the person can get and still earn a B? 77) _____
- A) 315 B) 405 C) 450 D) 585

Evaluate the function as indicated.

- 78) Find $f(-17)$ when $f(x) = 13x - 9$. 78) _____
- A) -212 B) -230 C) -221.9 D) 212
- 79) Find $f(-4)$ when $f(x) = -3x + 6$. 79) _____
- A) 18 B) 6 C) -12 D) 3
- 80) Find $f(0)$ when $f(x) = -3x + 19$. 80) _____
- A) 19 B) -3 C) 0 D) 16
- 81) Find $f(3.2)$ when $f(x) = 1.0x - 9$. 81) _____
- A) -12.2 B) 12.2 C) -5.8 D) 2.3
- 82) Find $f(-6.5)$ when $f(x) = -3x - 6.9$. 82) _____
- A) -26.4 B) 26.4 C) 12.6 D) 18.81
- 83) Find $g(4)$ when $g(x) = 7 - 7x$. 83) _____
- A) 21 B) $-\frac{1}{2}$ C) 35 D) -21
- 84) Find $f(-2.3)$ when $f(x) = 12$. 84) _____
- A) -27.6 B) -12 C) -2.3 D) 12
- 85) Find $f(-r)$ when $f(x) = 5 - 2x$. 85) _____
- A) $r - 2x$ B) $5 - 2r$ C) $5 + 2r$ D) $5 + rx$
- 86) Find $g(m^2)$ when $g(x) = -8 - 4x$. 86) _____
- A) $-8 + -4m^2$ B) $-8 + 4m^2$ C) $-8 - 4x^2$ D) $-8 + m^2$
- 87) Find $g(a - 1)$ when $g(x) = 4x - 5$. 87) _____
- A) $\frac{1}{4}a - 5$ B) $4a - 5$ C) $4a + 1$ D) $4a - 9$

Write a cost function for the problem. Assume that the relationship is linear.

- 88) A moving firm charges a flat fee of \$45 plus \$40 per hour. Let $C(x)$ be the cost in dollars of using the moving firm for x hours. 88) _____
- A) $C(x) = 45x - 40$ B) $C(x) = 45x + 40$ C) $C(x) = 40x - 45$ D) $C(x) = 40x + 45$
- 89) A cab company charges a base rate of \$1.50 plus 15 cents per minute. Let $C(x)$ be the cost in dollars of using the cab for x minutes. 89) _____
- A) $C(x) = 0.15x - 1.50$ B) $C(x) = 1.50x - 0.15$
C) $C(x) = 0.15x + 1.50$ D) $C(x) = 1.50x + 0.15$

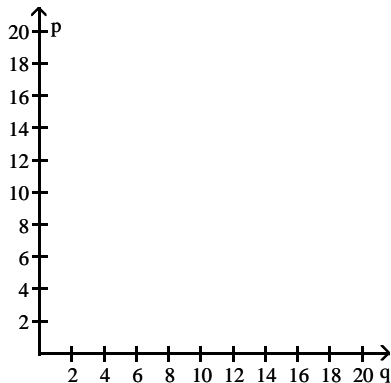
- 90) An electrician charges a fee of \$50 plus \$35 per hour. Let $C(x)$ be the cost in dollars of using the electrician for x hours. 90) _____
 A) $C(x) = 50x + 35$ B) $C(x) = 35x - 50$ C) $C(x) = 50x - 35$ D) $C(x) = 35x + 50$
- 91) A cable TV company charges \$28 for the basic service plus \$8 for each movie channel. Let $C(x)$ be the total cost in dollars of subscribing to cable TV, using x movie channels. 91) _____
 A) $C(x) = 8x + 28$ B) $C(x) = 8x - 28$ C) $C(x) = 28x - 8$ D) $C(x) = 28x + 8$
- 92) Fixed cost, \$30; 5 items cost \$4460 to produce 92) _____
 A) $C(x) = 1772x + 30$ B) $C(x) = 1772x + 4460$
 C) $C(x) = 886x + 4460$ D) $C(x) = 886x + 30$
- 93) Marginal cost, \$50; 50 items cost \$2900 to produce 93) _____
 A) $C(x) = 8x + 400$ B) $C(x) = 8x + 2900$
 C) $C(x) = 50x + 400$ D) $C(x) = 50x + 2900$

Solve the problem.

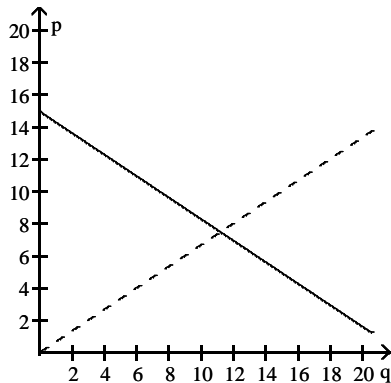
- 94) Let the supply and demand functions for a certain model of electric pencil sharpener be given by 94) _____

$$p = S(q) = \frac{2}{3}q \quad \text{and} \quad p = D(q) = 15 - \frac{2}{3}q,$$

where p is the price in dollars and q is the quantity of pencil sharpeners (in hundreds). Graph these functions on the same axes (graph the supply function as a dashed line and the demand function as a solid line). Also, find the equilibrium quantity and the equilibrium price.

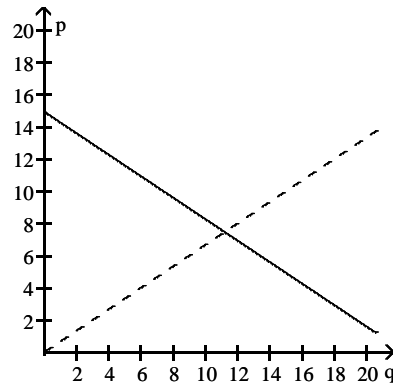


A)



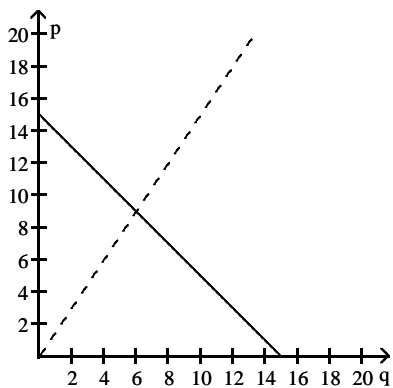
Equilibrium quantity: 1125
 Equilibrium price: \$7.5

B)



Equilibrium quantity: 950
 Equilibrium price: \$7

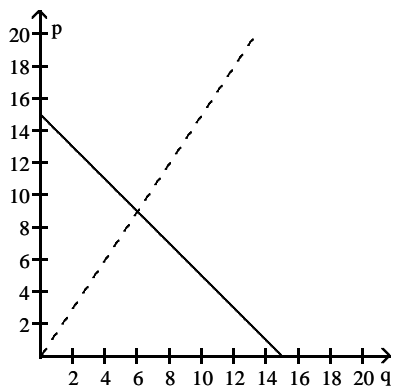
C)



Equilibrium quantity: 900

Equilibrium price: \$6.00

D)



Equilibrium quantity: 600

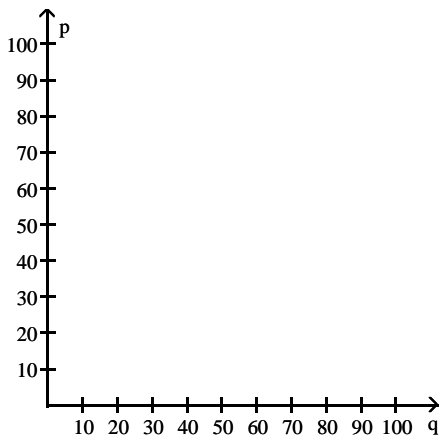
Equilibrium price: \$9.00

95) Let the supply and demand functions for raspberry-flavored licorice be given by

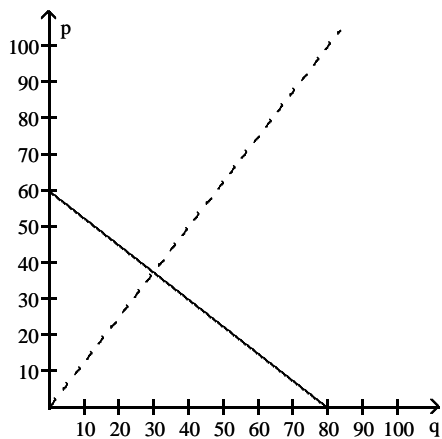
95) _____

$$p = S(q) = \frac{5}{4}q \quad \text{and} \quad p = D(q) = 60 - \frac{5}{4}q,$$

where p is the price in dollars and q is the number of batches. Graph these functions on the same axes (graph the supply function as a dashed line and the demand function as a solid line). Also, find the equilibrium quantity and the equilibrium price.



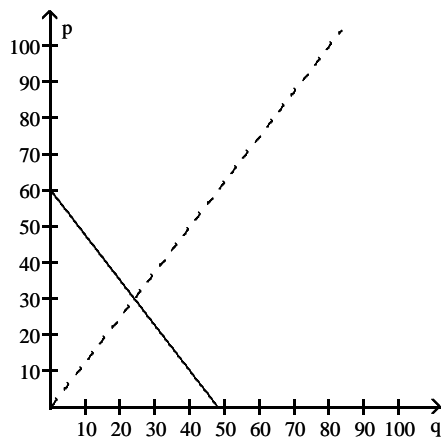
A)



Equilibrium quantity: 37.50

Equilibrium price: \$30

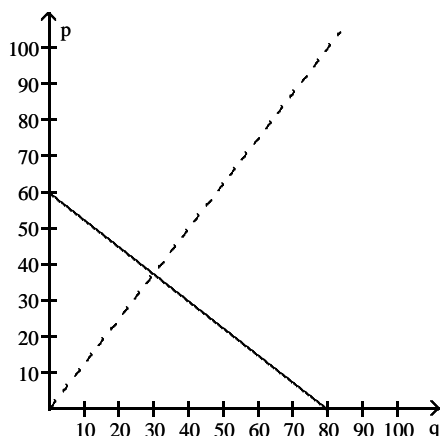
B)



Equilibrium quantity: 24

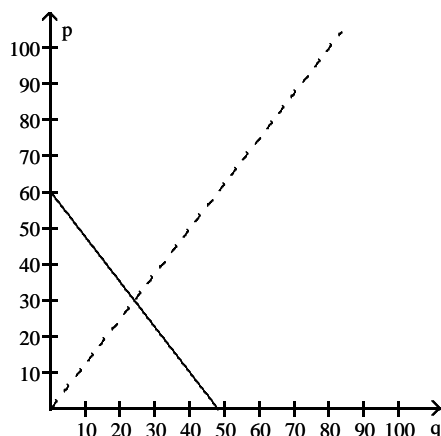
Equilibrium price: \$30.00

C)



Equilibrium quantity: 30
Equilibrium price: \$37.50

D)



Equilibrium quantity: 30.00
Equilibrium price: \$24

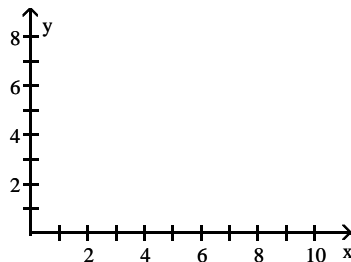
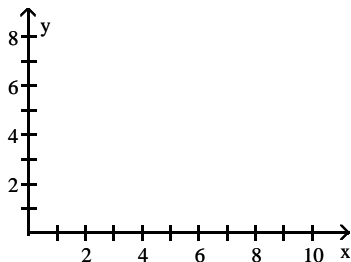
- 96) Given the supply and demand functions below, find the price when the demand is 145. 96) _____
 $S(p) = 9p + 12$
 $D(p) = 280 - 9p$
 A) \$1317 B) \$292 C) \$15 D) \$47
- 97) Suppose that the demand and price for a certain model of graphing calculator are related by 97) _____
 $p = D(q) = 99 - 3q$, where p is the price (in dollars) and q is the demand (in hundreds). Find the price if the demand is 300 calculators.
 A) \$90.00 B) \$189.00 C) \$9.00 D) \$108.00
- 98) Given the supply and demand functions below, find the demand when $p = \$12$. 98) _____
 $S(p) = 5p$
 $D(p) = 120 - 4p$
 A) 72 B) 132 C) 48 D) 60
- 99) Suppose that the demand and price for a certain model of graphing calculator are related by 99) _____
 $p = D(q) = 100 - 4.25q$, where p is the price (in dollars) and q is the demand (in hundreds). Find the demand for the calculator if the price is \$32. Round to the nearest whole number if necessary.
 A) 16 calculators B) 400 calculators
 C) 1600 calculators D) 27,200 calculators
- 100) Suppose that the price and supply for a certain model of graphing calculator are related by 100) _____
 $p = S(q) = 2q$, where p is the price (in dollars) and q is the supply (in hundreds) of calculators. Find the supply if the price is \$105. Round to the nearest whole number if necessary.
 A) 2625 calculators B) 1313 calculators C) 5250 calculators D) 525 calculators
- 101) Let the demand and supply functions be represented by $D(p)$ and $S(p)$, where p is the price in 101) _____
 dollars. Find the equilibrium price and equilibrium quantity for the given functions.
 $D(p) = 4800 - 40p$
 $S(p) = 160p$
 A) \$30; 3600 B) \$120; 0 C) \$24; 3840 D) \$120; 3840

- 102) Let the demand and supply functions be represented by $D(p)$ and $S(p)$, where p is the price in dollars. Find the equilibrium price and equilibrium quantity for the given functions.
 $D(p) = 117,250 - 240p$
 $S(p) = 430p$
 A) \$272; 51,970 B) \$190; 71,650 C) \$190; 75,250 D) \$175; 75,250 102) _____
- 103) Let the demand and supply functions be represented by $D(p)$ and $S(p)$, where p is the price in dollars. Find the equilibrium price and equilibrium quantity for the given functions.
 $D(p) = 3328 - 50p$
 $S(p) = 210p - 832$
 A) \$26; 2028 B) \$19; 2528 C) \$16; 2528 D) \$19; 2378 103) _____
- 104) A book publisher found that the cost to produce 1000 calculus textbooks is \$25,100, while the cost to produce 2000 calculus textbooks is \$50,700. Assume that the cost $C(x)$ is a linear function of x , the number of textbooks produced. What is the marginal cost of a calculus textbook?
 A) \$25.60 B) \$25,600.00 C) \$2.56 D) \$0.03 104) _____
- 105) In deciding whether or not to set up a new manufacturing plant, analysts for a popcorn company have decided that a linear function is a reasonable estimation for the total cost $C(x)$ in dollars to produce x bags of microwave popcorn. They estimate the cost to produce 10,000 bags as \$5430 and the cost to produce 15,000 bags as \$7920. Find the marginal cost of the bags of microwave popcorn to be produced in this plant.
 A) \$0.50 B) \$4.98 C) \$49.80 D) \$2490.00 105) _____
- 106) A toilet manufacturer has decided to come out with a new and improved toilet. The fixed cost for the production of this new toilet line is \$16,600 and the variable costs are \$67 per toilet. The company expects to sell the toilets for \$159. Formulate a function $C(x)$ for the total cost of producing x new toilets and a function $R(x)$ for the total revenue generated from the sales of x toilets.
 A) $C(x) = 16,667$; $R(x) = 159$ B) $C(x) = 16600 + 67x$; $R(x) = 159x$
 C) $C(x) = 67x$; $R(x) = 159x$ D) $C(x) = 16600 + 159x$; $R(x) = 67x$ 106) _____
- 107) A toilet manufacturer has decided to come out with a new and improved toilet. The fixed cost for the production of this new toilet line is \$16,600 and the variable costs are \$69 per toilet. The company expects to sell the toilets for \$156. Formulate a function $P(x)$ for the total profit from the production and sale of x toilets.
 A) $P(x) = 87x$ B) $P(x) = 87x + 16600$
 C) $P(x) = 156x - 16600$ D) $P(x) = 87x - 16600$ 107) _____
- 108) A shoe company will make a new type of shoe. The fixed cost for the production will be \$24,000. The variable cost will be \$38 per pair of shoes. The shoes will sell for \$106 for each pair. What is the profit if 600 pairs are sold?
 A) \$16,800 B) \$62,400 C) \$40,800 D) \$64,800 108) _____
- 109) Midtown Delivery Service delivers packages which cost \$2.30 per package to deliver. The fixed cost to run the delivery truck is \$352 per day. If the company charges \$6.30 per package, how many packages must be delivered daily to make a profit of \$64?
 A) 104 packages B) 153 packages C) 40 packages D) 88 packages 109) _____

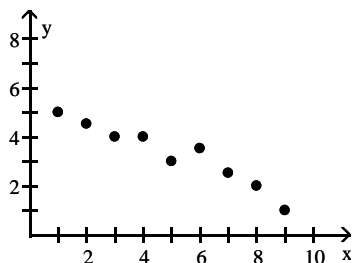
- 110) Regrind, Inc. regrinds used typewriter platens. The cost per platen is \$1.20. The cost to regrind 100 platens is \$400. Find the linear cost function to regrind platens. If reground platens sell for \$8.80 each, how many must be reground and sold to break even? 110) _____
- A) $C(x) = 1.20x + 400$
break-even = 41
C) $C(x) = 1.20x + 280$
break-even = 288
B) $C(x) = 1.20x + 280$
break-even = 37
D) $C(x) = 1.20x + 400$
break-even = 54
- 111) Regrind, Inc. regrinds used typewriter platens. The cost per platen is \$1.30. The fixed cost to run the grinding machine is \$252 per day. If the company sells the reground platens for \$5.30, how many must be reground daily to break even? 111) _____
- A) 193 platens
B) 38 platens
C) 42 platens
D) 63 platens
- 112) Northwest Molded molds plastic handles which cost \$1.00 per handle to mold. The fixed cost to run the molding machine is \$4244 per week. If the company sells the handles for \$3.00 each, how many handles must be molded weekly to break even? 112) _____
- A) 1061 handles
B) 2122 handles
C) 1414 handles
D) 4244 handles
- 113) Midtown Delivery Service delivers packages which cost \$1.70 per package to deliver. The fixed cost to run the delivery truck is \$84 per day. If the company charges \$7.70 per package, how many packages must be delivered daily to break even? 113) _____
- A) 8 packages
B) 9 packages
C) 49 packages
D) 14 packages
- 114) A lumber yard has fixed costs of \$2682.80 a day and variable costs of \$1.00 per board-foot produced. The company gets \$2.90 per board-foot sold. How many board-feet must be produced daily to break even? 114) _____
- A) 941 board-feet
B) 1412 board-feet
C) 2682 board-feet
D) 687 board-feet
- 115) A shoe company will make a new type of shoe. The fixed cost for the production will be \$24,000. The variable cost will be \$31 per pair of shoes. The shoes will sell for \$100 for each pair. How many pairs of shoes will have to be sold for the company to break even on this new line of shoes? 115) _____
- A) 241 pairs
B) 69 pairs
C) 348 pairs
D) 775 pairs
- 116) When going more than 38 miles per hour, the gas mileage of a certain car fits the model $y = 43.81 - 0.395x$ where x is the speed of the car in miles per hour and y is the miles per gallon of gasoline. Based on this model, at what speed will the car average 15 miles per gallon? (Round to nearest whole number.) 116) _____
- A) 149 miles per hour
C) 73 miles per hour
B) 98 miles per hour
D) 48 miles per hour
- 117) The temperature of water in a certain lake on a day in October can be determined by using the model $y = 15.2 - 0.537x$ where x is the number of feet down from the surface of the lake and y is the Celsius temperature of the water at that depth. Based on this model, how deep in the lake is the water 13 degrees? (Round to the nearest foot.) 117) _____
- A) 53 feet
B) 23 feet
C) 60 feet
D) 4 feet
- 118) The bank's temperature display shows that it is 36° Celsius. What is the temperature in Fahrenheit? 118) _____
- A) 37.8°
B) 122.4°
C) 2.2°
D) 96.8°

- 119) On a summer day, the surface water of a lake is at a temperature of 20° Celsius. What is this temperature in Fahrenheit? 119) _____
 A) 20° B) 52° C) 68° D) 36°
- 120) On a summer day, the bottom water of a lake is at a temperature of 5° Celsius. What is this temperature in Fahrenheit? 120) _____
 A) 9° B) 5° C) 37° D) 41°
- 121) The outdoor temperature rises to 13° Fahrenheit. What is this temperature in Celsius? 121) _____
 A) 7.2° B) -19° C) -10.6° D) 13°
- 122) A meteorologist in the Upper Peninsula of Michigan predicts an overnight low of -14° Fahrenheit. What would a Canadian meteorologist predict for the same location in Celsius? 122) _____
 A) -25.6° B) -7.8° C) -14° D) -46°
- 123) Find the temperature at which the Celsius and Fahrenheit scales coincide. 123) _____
 A) 0° B) -40° C) -25° D) 39°
- 124) For the following table of data, 124) _____
 a. Draw a scatterplot.
 b. Calculate the correlation coefficient.
 c. Calculate the least squares line and graph it on the scatterplot.
 d. Predict the y-value when x is 15.

x	1	2	3	4	5	6	7	8	9
y	5	4.5	4	4	3	3.5	2.5	2	1

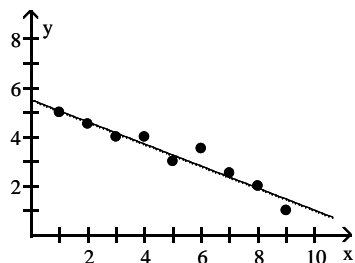


A) a.



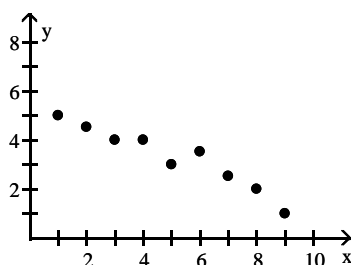
b. -0.965

c. $Y = -0.45x + 5.53$



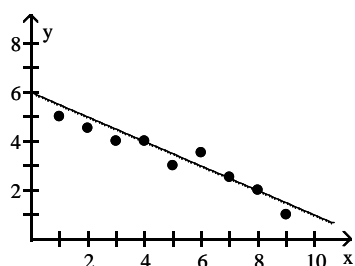
d. -1.22

C) a.



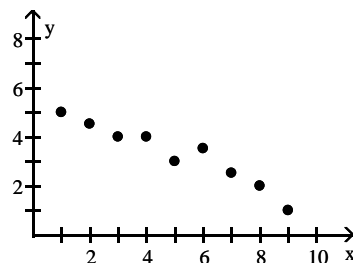
b. 0.965

c. $Y = 0.45x - 5.53$



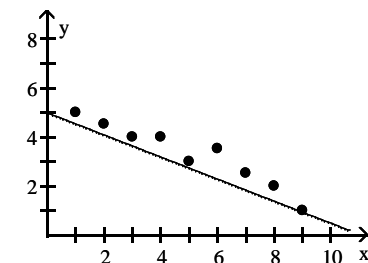
d. 1.22

B) a.



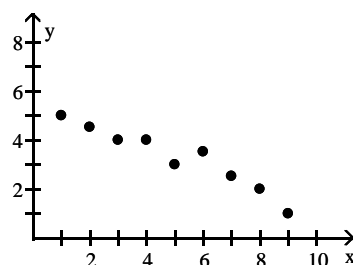
b. -0.965

c. $Y = -0.45x - 5.53$



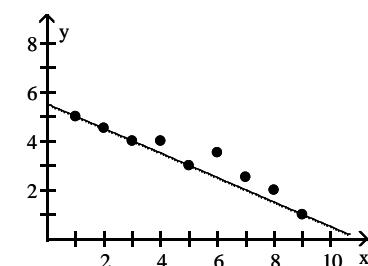
d. -12.28

D) a.



b. 0.965

c. $Y = -0.45x + 5.53$



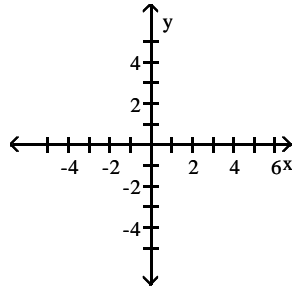
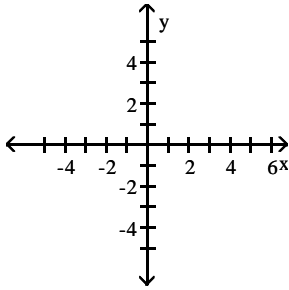
d. -1.22

125) For the following table of data,

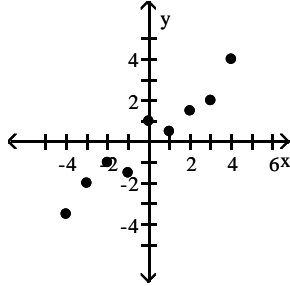
- Draw a scatterplot.
- Calculate the correlation coefficient.
- Calculate the least squares line and graph it on the scatterplot.
- Predict the y-value when x is -23.

x	-4	-3	-2	-1	0	1	2	3	4
y	-3.5	-2	-1	-1.5	1	0.5	1.5	2	4

125) _____

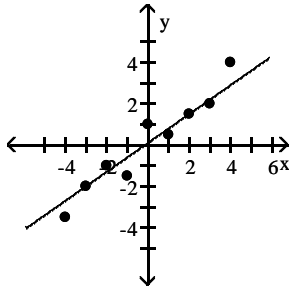


A) a.



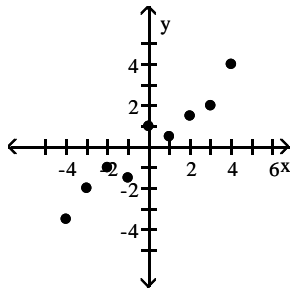
b. -0.966

c. $Y = -0.82x - 0.11$



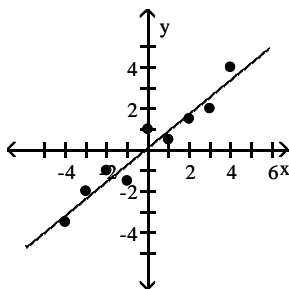
d. 18.75

C) a.



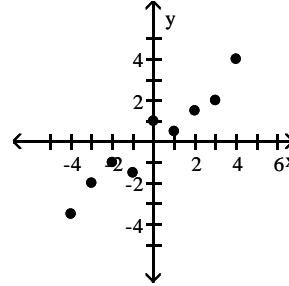
b. -0.966

c. $Y = 0.82x + 0.11$



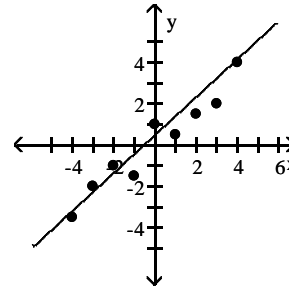
d. -18.97

B) a.



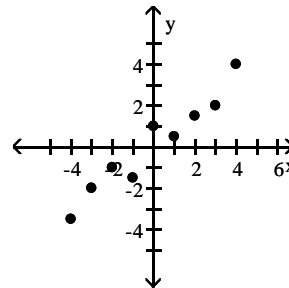
b. 0.966

c. $Y = 0.82x - 0.11$



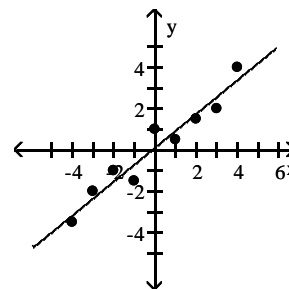
d. -18.97

D) a.



b. 0.966

c. $Y = 0.82x + 0.11$



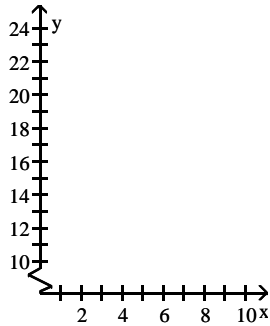
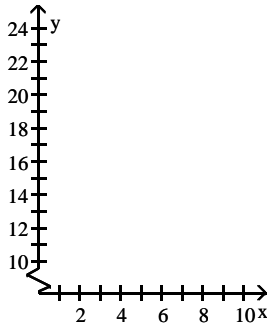
d. -18.75

126) For the following table of data,

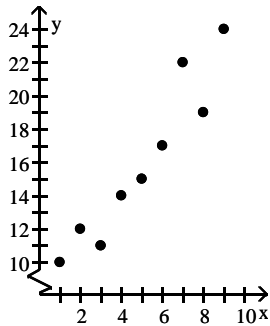
126) _____

- Draw a scatterplot.
- Calculate the correlation coefficient.
- Calculate the least squares line and graph it on the scatterplot.
- Predict the y-value when x is 19.

x	1	2	3	4	5	6	7	8	9
y	10	12	11	14	15	17	22	19	24

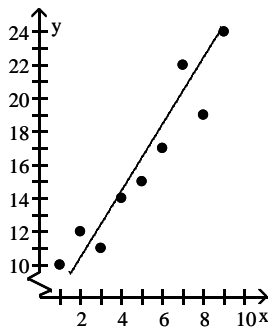


A) a.



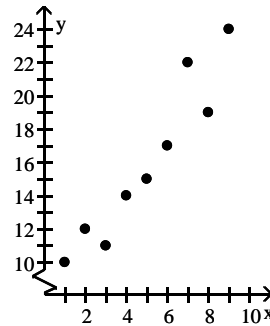
b. 0.903

c. $Y = 2x + 6.5$



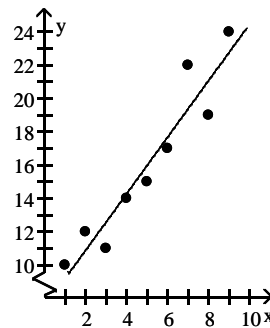
d. 44.5

B) a.



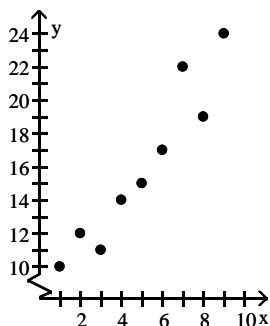
b. 0.950

c. $Y = 1.7x$



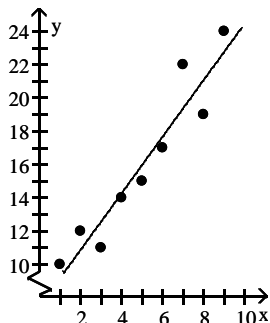
d. 32.3

C) a.



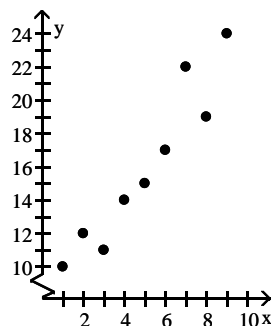
b. 0.950

c. $Y = 1.7x + 8.5$



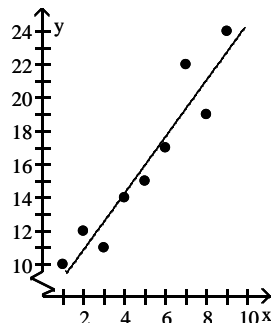
d. 40.8

D) a.



b. 0.950

c. $Y = 1.7x + 7.5$



d. 39.8

Find the correlation coefficient.

127) Consider the data points with the following coordinates:

x	16.8	30.8	20.6	22.4	10.6
y	3	5	10	9	4

A) 0.2591

B) -0.2911

C) 0

D) 0.2911

127) _____

128) The test scores of 6 randomly picked students and the number of hours they prepared are as follows:

Hours	5	10	4	6	10	9
Score	64	86	69	86	59	87

A) -0.2242

B) -0.6781

C) 0.6781

D) 0.2242

128) _____

129) The test scores of 6 randomly picked students and the number of hours they prepared are as follows:

Hours	4	10	5	5	3	3
Score	54	99	56	99	70	72

A) 0.2015

B) 0.6039

C) -0.2241

D) -0.6781

129) _____

130) Consider the data points with the following coordinates:

x	57	53	59	61	53	56	60
y	156	164	163	177	159	175	151

A) 0.2145

B) -0.0537

C) 0.1085

D) -0.0783

130) _____

131) Consider the data points with the following coordinates:

131) _____

x	62	53	64	52	52	54	58
y	158	176	151	164	164	174	162

A) 0

B) 0.7537

C) -0.7749

D) -0.0810

132) Consider the data points with the following coordinates:

132) _____

x	121	101	128	160	154	126	134
y	171	152	168	157	164	169	160

A) -0.0781

B) 0.5370

C) 0.0537

D) 0.2245

133) The following are costs of advertising (in thousands of dollars) and the number of products sold (in thousands):

133) _____

Cost	9	2	3	4	2	5	9	10
Number	85	52	55	68	67	86	83	73

A) 0.2456

B) 0.7077

C) -0.0707

D) 0.2353

134) The following are costs of advertising (in thousands of dollars) and the number of products sold (in thousands):

134) _____

Cost	6	3	7	6	10	4	7	7
Number	54	75	91	57	96	52	92	100

A) 0.2635

B) 0.6756

C) 0.6112

D) -0.3707

135) The following are the temperatures on randomly chosen days and the amount a certain kind of plant grew (in millimeters):

135) _____

Temp	62	76	50	51	71	46	51	44	79
Growth	36	39	50	13	33	33	17	6	16

A) 0.1955

B) 0

C) -0.2105

D) 0.2563

136) The following are the temperatures on randomly chosen days and the amount a certain kind of plant grew (in millimeters):

136) _____

Temp	77	88	85	61	64	72	73	63	74
Growth	39	17	12	22	15	29	14	25	43

A) 0

B) -0.0953

C) 0.0396

D) -0.3105

Find the equation of the least squares line.

- 137) Ten students in a graduate program were randomly selected. Their grade point averages (GPAs) when they entered the program were between 3.5 and 4.0. The following data were obtained regarding their GPAs on entering the program versus their current GPAs. 137) _____

Entering GPA (x)	Current GPA (y)
3.5	3.6
3.8	3.7
3.6	3.9
3.6	3.6
3.5	3.9
3.9	3.8
4.0	3.7
3.9	3.9
3.5	3.8
3.7	4.0

- A) $y = 2.51 + 0.329x$ B) $y = 5.81 + 0.497x$
 C) $y = 3.67 + 0.0313x$ D) $y = 4.91 + 0.0212x$

- 138) The paired data below consist of the test scores of 6 randomly selected students and the number of hours they studied for the test. 138) _____

Hours (x)	5	10	4	6	10	9
Score (y)	64	86	69	86	59	87

- A) $y = 33.7 - 2.14x$ B) $y = 67.3 + 1.07x$
 C) $y = -67.3 + 1.07x$ D) $y = 33.7 + 2.14x$

- 139) The paired data below consist of the costs of advertising (in thousands of dollars) and the number of products sold (in thousands). 139) _____

Cost (x)	9	2	3	4	2	5	9	10
Number (y)	85	52	55	68	67	86	83	73

- A) $y = 55.8 - 2.79x$ B) $y = 55.8 + 2.79x$
 C) $y = 26.4 + 1.42x$ D) $y = -26.4 - 1.42x$

- 140) The paired data below consist of the temperatures on randomly chosen days and the amount a certain kind of plant grew (in millimeters). 140) _____

Temp (x)	62	76	50	51	71	46	51	44	79
Growth (y)	36	39	50	13	33	33	17	6	16

- A) $y = -14.6 - 0.211x$ B) $y = 7.30 + 0.122x$
 C) $y = 14.6 + 0.211x$ D) $y = 7.30 - 0.112x$

- 141) A study was conducted to compare the average time spent in the lab each week versus course grade for computer students. The results are recorded in the table below. 141) _____

Number of hours spent in lab (x)	Grade (percent)(y)
10	96
11	51
16	62
9	58
7	89
15	81
16	46
10	51

A) $y = 0.930 + 44.3x$

B) $y = 44.3 + 0.930x$

C) $y = 88.6 - 1.86x$

D) $y = 1.86 + 88.6x$

- 142) Two separate tests are designed to measure a student's ability to solve problems. Several students are randomly selected to take both tests and the results are shown below. 142) _____

Test A (x)	48	52	58	44	43	43	40	51	59
Test B (y)	73	67	73	59	58	56	58	64	74

A) $y = -0.930 + 19.4x$

B) $y = -19.4 - 0.930x$

C) $y = 19.4 + 0.930x$

D) $y = 0.930 - 19.4x$

- 143) Managers rate employees according to job performance and attitude. The results for several randomly selected employees are given below. 143) _____

Attitude (x)	59	63	65	69	58	77	76	69	70	64
Performance (y)	72	67	78	82	75	87	92	83	87	78

A) $y = 92.3 - 0.669x$

B) $y = 11.7 + 1.02x$

C) $y = 2.81 + 1.35x$

D) $y = -47.3 + 2.02x$

- 144) Two different tests are designed to measure employee productivity and dexterity. Several employees of a company are randomly selected and asked to complete the tests. The results are below. 144) _____

Dexterity (x)	23	25	28	21	21	25	26	30	34	36
Productivity (y)	49	53	59	42	47	53	55	63	67	75

A) $y = 75.3 - 0.329x$

B) $y = 10.7 + 1.53x$

C) $y = 2.36 + 2.03x$

D) $y = 5.05 + 1.91x$

- 145) In the table below, x represents the number of years since 2000 and y represents annual sales (in thousands of dollars) for a clothing company. 145) _____

Year x	0	1	3	5
Sales y	21	30	35	39

A) $y = 2.61x + 25.9$

B) $y = 5.18x + 20.6$

C) $y = 4.37x + 21.7$

D) $y = 3.31x + 23.8$

- 146) In the table below, x represents the number of years since 2000 and y represents the population (in thousands) of the town Boomville. 146) _____

Year x	1	2	3	4	5
Sales y	30	40	60	90	130

- A) $y = 28x - 10$ B) $y = 12x + 20$ C) $y = 18x + 8$ D) $y = 25x - 5$

Solve the problem.

- 147) Find an equation for the least squares line representing weight, in pounds, as a function of height, in inches, of men. Then, predict the weight of a man who is 68 inches tall to the nearest tenth of a pound. The following data are the (height, weight) pairs for 8 men: (66, 150), (68, 160), (69, 166), (70, 175), (71, 181), (72, 191), (73, 198), (74, 206). 147) _____

- A) 160.0 pounds B) 165.1 pounds C) 161.2 pounds D) 151.4 pounds

- 148) Find an equation for the least squares line representing weight, in pounds, as a function of height, in inches, of men. Then, predict the height of a man who is 145 pounds to the nearest tenth of an inch. The following data are the (height, weight) pairs for 8 men: (66, 150), (68, 160), (69, 166), (70, 175), (71, 181), (72, 191), (73, 198), (74, 206). 148) _____

- A) 65.7 inches B) 63.2 inches C) 64.6 inches D) 68.2 inches

- 149) For some reason the quality of production decreases as the year progresses at a light bulb manufacturing plant. The following data represent the percentage of defective light bulbs produced at a light bulb manufacturing plant in the corresponding month of the year. 149) _____

month (x)	2	3	5	7	8	9	12
% defective (y)	1.3	1.6	2.0	2.4	2.6	2.8	3.1

Use the equation of the least squares line to predict the percentage of defective bulbs in June.

- A) 2.0% B) 2.15% C) 2.20% D) 2.3%

- 150) For some reason the quality of production decreases as the year progresses at a light bulb manufacturing plant. The following data represent the percentage of defective light bulbs produced at a light bulb manufacturing plant in the corresponding month of the year. 150) _____

month (x)	2	3	5	7	8	9	12
% defective (y)	1.3	1.6	2.0	2.4	2.6	2.8	3.1

Use the equation of the least squares line to predict in which month the percentage of defective light bulbs would be 1.83%.

- A) March B) February C) April D) May

- 151) Ten students in a graduate program were randomly selected. Their grade point averages (GPAs) when they entered the program were between 3.5 and 4.0. The following data were obtained regarding their GPAs on entering the program versus their current GPAs. Use the equation of the least squares line to predict the current GPA of a student whose entering GPA is 3.2. 151) _____

Entering GPA (x)	Current GPA(y)
3.5	3.6
3.8	3.7
3.6	3.9
3.6	3.6
3.5	3.9
3.9	3.8
4.0	3.7
3.9	3.9
3.5	3.8
3.7	4.0

- A) 3.28 B) 3.39 C) 3.77 D) 3.57

- 152) The paired data below consist of the test scores of 6 randomly selected students and the number of hours they studied for the test. Use the equation of the least squares line to predict the score on the test of a student who studies 5 hours. 152) _____

Hours (x)	5	10	4	6	10	9
Score (y)	64	86	69	86	59	87

- A) 67.7 B) 77.7 C) 72.7 D) 74.8

- 153) The paired data below consist of the costs of advertising (in thousands of dollars) and the number of products sold (in thousands). Use the equation of the least squares line to predict the number of products sold if the cost of advertising is \$11,000. 153) _____

Cost (x)	9	2	3	4	2	5	9	10
Number (y)	85	52	55	68	67	86	83	73

- A) 83.49 products sold B) 93.19 products sold
C) 30,745.8 products sold D) 86.49 products sold

- 154) The paired data below consist of the temperatures on randomly chosen days and the amount a certain kind of plant grew (in millimeters). Use the equation of the least squares line to predict the growth of a plant if the temperature is 72. 154) _____

Temp (x)	62	76	50	51	71	46	51	44	79
Growth (y)	36	39	50	13	33	33	17	6	16

- A) 30.94 mm B) 28.28 mm C) 30.37 mm D) 29.79 mm

- 155) In the table below, x represents the number of years since 2000 and y represents annual sales (in thousands of dollars) for a clothing company. Use the least squares regression equation to estimate sales in the year 2006. Round to the nearest thousand dollars. 155) _____

Year (x)	1	2	3	4	5
Sales (y)	30	40	60	90	130

A) \$142,000 B) \$140,000 C) \$147,000 D) \$145,000

- 156) A study was conducted to compare the average time spent in the lab each week versus course grade for computer students. The results are recorded in the table below. Use the equation of the least squares line to predict the grade of a student who spends 7 hours in the lab. 156) _____

Number of hours spent in lab (x)	Grade (percent) (y)
10	96
11	51
16	62
9	58
7	89
15	81
16	46
10	51

- A) 77.0% B) 81.6% C) 71.6% D) 75.6%

Provide an appropriate response.

- 157) Find k so that the line through $(3, k)$ and $(1, -2)$ is parallel to $4x - 2y = 5$. Find k so that the line is perpendicular to $2x + 3y = 6$. 157) _____
- A) 6; -5 B) 2; 1 C) 6; 1 D) 2; -5

SHORT ANSWER. Write the word or phrase that best completes each statement or answers the question.

- 158) John has been a teacher at West Side High School for the past 12 years. His salary during that time can be modeled by the linear equation $y = 800x + 33,000$ where x is the number of years since he began teaching at West Side and y is his salary in dollars. Explain what the slope, 800, represents in this context. 158) _____
- 159) If a company decides to make a new product, there are fixed costs and variable costs associated with this new product. Explain the differences of the two types of costs and why they occur. Use an example to illustrate your point. 159) _____
- 160) Give a definition or an example of the word or phrase: Zero slope 160) _____
- 161) Why is the slope of a horizontal line equal to zero? Give an example. 161) _____
- 162) Explain what is wrong with the statement "The line has no slope." 162) _____
- 163) Why is the slope of a vertical line undefined? 163) _____
- 164) Can an equation of a vertical line be written in slope-intercept form? Explain. 164) _____

- 165) The total number of reported cases of AIDS in the United States has risen from 372 in 1981 to 100,000 in 1989 and 200,000 in 1992. Does a linear equation fit this data? Explain. 165) _____
- 166) Show that the points $P_1(2,4)$, $P_2(5,2)$, and $P_3(7,5)$ are the vertices of a right triangle. 166) _____

Answer Key

Testname: UNTITLED1

- 1) D
- 2) C
- 3) D
- 4) D
- 5) D
- 6) A
- 7) B
- 8) C
- 9) C
- 10) C
- 11) D
- 12) D
- 13) C
- 14) A
- 15) C
- 16) B
- 17) D
- 18) C
- 19) D
- 20) D
- 21) D
- 22) B
- 23) A
- 24) D
- 25) D
- 26) D
- 27) D
- 28) A
- 29) B
- 30) B
- 31) C
- 32) C
- 33) A
- 34) C
- 35) B
- 36) C
- 37) D
- 38) B
- 39) A
- 40) B
- 41) D
- 42) B
- 43) D
- 44) C
- 45) C
- 46) B
- 47) A
- 48) A
- 49) D
- 50) C

Answer Key

Testname: UNTITLED1

- 51) A
- 52) D
- 53) C
- 54) D
- 55) D
- 56) A
- 57) B
- 58) D
- 59) C
- 60) B
- 61) D
- 62) B
- 63) A
- 64) A
- 65) C
- 66) A
- 67) C
- 68) D
- 69) D
- 70) A
- 71) D
- 72) C
- 73) B
- 74) B
- 75) C
- 76) A
- 77) B
- 78) B
- 79) A
- 80) A
- 81) C
- 82) C
- 83) D
- 84) D
- 85) C
- 86) A
- 87) D
- 88) D
- 89) C
- 90) D
- 91) A
- 92) D
- 93) C
- 94) A
- 95) B
- 96) C
- 97) A
- 98) A
- 99) C
- 100) C

Answer Key

Testname: UNTITLED1

- 101) C
- 102) D
- 103) C
- 104) A
- 105) A
- 106) B
- 107) D
- 108) A
- 109) A
- 110) B
- 111) D
- 112) B
- 113) D
- 114) B
- 115) C
- 116) C
- 117) D
- 118) D
- 119) C
- 120) D
- 121) C
- 122) A
- 123) B
- 124) A
- 125) D
- 126) D
- 127) D
- 128) D
- 129) B
- 130) C
- 131) C
- 132) C
- 133) B
- 134) C
- 135) A
- 136) B
- 137) C
- 138) B
- 139) B
- 140) C
- 141) C
- 142) C
- 143) B
- 144) D
- 145) D
- 146) D
- 147) C
- 148) A
- 149) B
- 150) C

Answer Key

Testname: UNTITLED1

- 151) C
- 152) C
- 153) D
- 154) D
- 155) D
- 156) D
- 157) B
- 158) The slope of 800 indicates that during his 12 years at the school, John's salary has increased by approximately \$800 per year.
- 159) Fixed costs occur only once. These costs may be startup costs related to the production of the new product. Variable costs depend on how much product is made. These costs may consist of labor, material, and maintenance.

For example, a company decided to make oak filing cabinets. Fixed costs would include the costs of purchasing and renovating plant space and the cost of manufacturing equipment. Variable costs would include the cost labor and the cost of materials.

- 160) An equation such as $by + c = 0$ has a slope of zero. (Answers may vary.)
- 161) Answers may vary. One possibility: The slope of a horizontal line is equal to zero because the y -values do not change as the x -values change. For example, the points (3, 4) and (7, 4) are two points on a horizontal line. The slope of this line is zero because $m = \frac{4 - 4}{7 - 3} = \frac{0}{4} = 0$.
- 162) Answers may vary. One possibility: It is not specific enough. The slope of a horizontal line is 0, while the slope of a vertical line is undefined.
- 163) Answers may vary. One possibility: Let (a, b) and (a, c), $b \neq c$, be any two different points on a vertical line. The slope of the line $= \frac{y_1 - y_2}{x_1 - x_2} = \frac{b - c}{a - a} = \frac{b - c}{0}$. Division by zero is undefined.
- 164) No. In the slope-intercept form of the equation of a line, x is multiplied by slope; however, the slope of a vertical line is undefined. (Explanations will vary.)
- 165) No, the data cannot be modeled by a linear equation because the reported cases are not increasing at a constant rate. Assume a linear equation, and examine the slope of the two line segments. The slope of the segment from (0, 372) to (8, 100,000) is 12,453.5 while the slope of the segment from (8, 100,000) to (11, 200,000) is 33,333. $\overline{3}$. (Explanations will vary.)
- 166) Answers will vary. One possibility: The slope of the line through P_1 and P_2 is $-2/3$. The slope of the line through P_2 and P_3 is $3/2$. Therefore, since the product of these slopes is -1 , the lines are perpendicular and constitute a right angle in the triangle, making the triangle formed by these points a right triangle.