

# Chapter 2

## Accounting for Business Transactions

### QUESTIONS

1.
  - a. Common asset accounts: cash, accounts receivable, notes receivable, prepaid expenses (rent, insurance, etc.), office supplies, store supplies, equipment, building, and land.
  - b. Common liability accounts: accounts payable, notes payable, and unearned revenue, wages payable, and taxes payable.
  - c. Common equity accounts: common stock and dividends.
2. A note payable is formal promise, usually denoted by signing a promissory note to pay a future amount. A note payable can be short-term or long-term, depending on when it is due. An account payable also references an amount owed to an entity. An account payable can be oral or implied, and often arises from the purchase of inventory, supplies, or services. An account payable is usually short-term.
3. There are several steps in processing transactions: (1) Identify and analyze the transaction or event, including the source document(s), (2) apply double-entry accounting, (3) record the transaction or event in a journal, and (4) post the journal entry to the ledger. These steps would be followed by preparation of a trial balance and then with the reporting of financial statements.
4. A general journal can be used to record any business transaction or event.
5. Debited accounts are commonly recorded first. The credited accounts are commonly indented.
6. A transaction is first recorded in a journal to create a complete record of the transaction in one place. (The journal is often referred to as the book of original entry.) This process reduces the likelihood of errors in ledger accounts.
7. Expense accounts have debit balances because they are decreases to equity (and equity has a credit balance).
8. The recordkeeper prepares a trial balance to summarize the contents of the ledger and to verify the equality of total debits and total credits. The trial balance also serves as a helpful internal document for preparing financial statements and other reports.
9. The error should be corrected with a separate (subsequent) correcting entry. The entry's explanation should describe why the correction is necessary.

10. The four financial statements are: income statement, balance sheet, statement of retained earnings, and statement of cash flows.
11. The balance sheet provides information that helps users understand a company's financial position at a point in time. Accordingly, it is often called the statement of financial position. The balance sheet lists the types and dollar amounts of assets, liabilities, and equity of the business.
12. The income statement lists the types and amounts of revenues and expenses, and reports whether the business earned a net income (also called profit or earnings) or a net loss.
13. An income statement user must know what time period is covered to judge whether the company's performance is satisfactory. For example, a statement user would not be able to assess whether the amounts of revenue and net income are satisfactory without knowing whether they were earned over a week, a month, a quarter, or a year.
14. (a) Assets are probable future economic benefits obtained or controlled by a specific entity as a result of past transactions or events. (b) Liabilities are probable future sacrifices of economic benefits arising from present obligations of a particular entity to transfer assets or provide services to other entities in the future as a result of past transactions or events. (c) Equity is the residual interest in the assets of an entity that remains after deducting its liabilities. (d) Net assets refer to equity.
15. The balance sheet is sometimes referred to as the statement of financial position.
16. Debit balance accounts on the Apple balance sheet include: Cash and cash equivalents; Short-term marketable securities; Accounts receivable; Inventories; Deferred tax assets; Vendor non-trade receivables; Other current assets; Long-term marketable securities; Property, plant and equipment, net; Goodwill; Acquired intangible assets, net; Other assets.  
  
Credit balance accounts on the Apple balance sheet include: Accounts Payable; Accrued expenses; Deferred revenue; Commercial paper; Current portion of long-term debt; Deferred revenue, non-current; Long-term debt; Other non-current liabilities; Common stock; Retained earnings; Accumulated other comprehensive income (current year abnormal debit balance).
17. The asset accounts with *receivable* in its account title are: Accounts receivable, net; Receivable under reverse repurchase agreements; Income taxes receivable, net. The liabilities with *payable* in the account title are: Accounts payable; Securities lending payable; Income taxes payable, net; Income taxes payable, non-current.
18. Samsung's balance sheet lists the following current liabilities: Trade and other payables; Short-term borrowings; Other payables; Advances received; Withholdings; Accrued expenses; Income tax payable; Current portion of long-term liabilities; Provisions; Other current liabilities; Liabilities held-for-sale.  
  
Samsung's balance sheet lists the following noncurrent liabilities: Debentures; Long-term borrowings; Long-term other payables; Net defined benefit liabilities; Deferred income tax liabilities; Provisions; Other non-current liabilities.

## QUICK STUDIES

### Quick Study 2-1 (10 minutes)

The likely source documents include:

- a. Sales ticket
- d. Telephone bill
- e. Invoice from supplier
- h. Bank statement

### Quick Study 2-2 (5 minutes)

- a. A Asset
- b. A Asset
- c. A Asset
- d. A Asset
- e. A Asset
- f. EQ Equity
- g. L Liability
- h. L Liability
- i. EQ Equity

### Quick Study 2-3 (5 minutes)

- a. E Expense 655
- b. R Revenue 406
- c. A Asset 110
- d. A Asset 191
- e. L Liability 208
- f. A Asset 161
- g. L Liability 245
- h. EQ Equity 307
- i. E Expense 690

### Quick Study 2-4 (10 minutes)

- |    |        |    |       |    |        |
|----|--------|----|-------|----|--------|
| a. | Credit | d. | Debit | g. | Credit |
| b. | Debit  | e. | Debit | h. | Debit  |
| c. | Debit  | f. | Debit | i. | Credit |

### Quick Study 2-5 (10 minutes)

- |    |        |    |        |    |        |
|----|--------|----|--------|----|--------|
| a. | Debit  | e. | Debit  | i. | Credit |
| b. | Debit  | f. | Credit | j. | Debit  |
| c. | Credit | g. | Credit | k. | Debit  |
| d. | Credit | h. | Debit  | l. | Credit |

### Quick Study 2-6 (15 minutes)

a.

1) Analyze:

Assets		=	Liabilities	+	Equity
Cash	Equipment				Common Stock
7,000	+ 3,000	=	0	+	10,000

2) Record:

Date	Account Titles and Explanation	PR	Debit	Credit
May 15	Cash	101	7,000	
	Equipment	167	3,000	
	Common Stock	307		10,000
	<i>Owner invests cash &amp; equipment for stock.</i>			

3) Post

Cash	101	Equipment	167	Common Stock	307
7,000		3,000			10,000

## Quick Study 2-6 (Continued)

b.

1) Analyze:

Assets	=	Liabilities	+	Equity
Office Supplies		Accounts Payable		
500	=	500	+	0

2) Record:

Date	Account Titles and Explanation	PR	Debit	Credit
May 21	Office Supplies	124	500	
	Accounts Payable	201		500
	<i>Purchased office supplies on credit.</i>			

3) Post

Office Supplies	124	Accounts Payable	201
500			500

c.

1) Analyze:

Assets	=	Liabilities	+	Equity
Cash				Landscaping Revenue
4,000	=	0	+	4,000

2) Record:

Date	Account Titles and Explanation	PR	Debit	Credit
May 25	Cash	101	4,000	
	Landscaping Revenue	403		4,000
	<i>Received cash for landscaping services.</i>			

3) Post

Cash	101	Landscaping Revenue	403
4,000			4,000

## Quick Study 2-6 (Continued)

d.

### 1) Analyze:

Assets	=	Liabilities	+	Equity
Cash		Unearned Landscaping Revenue		
1,000	=	1,000	+	0

### 2) Record:

Date	Account Titles and Explanation	PR	Debit	Credit
May 30	Cash	101	1,000	
	Unearned Landscaping Revenue	236		1,000
	<i>Received cash in advance for landscaping services.</i>			

### 3) Post

Cash	101	Unearned Landscaping Revenue	236
1,000			1,000

## Quick Study 2-7 (10 minutes)

- |           |           |           |
|-----------|-----------|-----------|
| a. Debit  | e. Debit  | i. Credit |
| b. Credit | f. Credit | j. Debit  |
| c. Credit | g. Credit |           |
| d. Debit  | h. Credit |           |

## Quick Study 2-8 (10 minutes)

The correct answer is a.

**Explanation:** If a \$2,250 debit to Utilities Expense is incorrectly posted as a credit, the effect is to understate the Utilities Expense debit balance by \$4,500. This causes the Debit column total on the trial balance to be \$4,500 less than the Credit column total.

### Quick Study 2-9 (10 minutes)

- |    |   |    |   |    |   |
|----|---|----|---|----|---|
| a. | I | e. | B | i. | E |
| b. | B | f. | B | j. | B |
| c. | B | g. | B | k. | I |
| d. | I | h. | I | l. | I |

### Quick Study 2-10 (10 minutes)

a. Cash		b. Accounts Payable		c. Supplies	
100	50	2,000	8,000	10,000	3,800
300	60	2,700		1,100	
20					
Bal. 310			Bal. 3,300	Bal. 7,300	

d. Accounts Receivable		e. Wages Payable		f. Cash	
600	150		700	11,000	4,500
	150	700		800	6,000
	150			100	1,300
	100				
Bal. 50			Bal. 0	Bal. 100	

### Quick Study 2-11 (15 minutes)

- a. Accounting under IFRS follows the same debit and credit system as under US GAAP.
- b. The same four basic financial statements are prepared under IFRS and US GAAP: income statement, balance sheet, statement of changes in equity, and statement of cash flows. Although some variations from these titles exist within both systems, the four basic statements are present.
- c. Accounting reports under both IFRS and US GAAP are likely different depending on the extent of accounting controls and enforcement. For example, the absence of controls and enforcement increase the possibility of fraudulent transactions and misleading financial statements. Without controls and enforcement, all accounting systems run the risk of abuse and manipulation.

### Quick Study 2-12 (10 minutes)

Debt ratio = Total liabilities / Total assets = \$30,624 mil / \$39,946 mil = 76.7%

*Interpretation:* Its debt ratio of 76.7% exceeds the 60% of its competitors. Home Depot's financial leverage, and accordingly its riskiness, can be judged as above average based on the debt ratio.



---

## EXERCISES

---

### Exercise 2-1 (10 minutes)

- 4 a. Prepare and analyze the trial balance.
- 1 b. Analyze each transaction from source documents.
- 2 c. Record relevant transactions in a journal.
- 3 d. Post journal information to ledger accounts.

### Exercise 2-2 (10 minutes)

- |    |   |             |    |   |           |
|----|---|-------------|----|---|-----------|
| a. | 5 | “Three”     | d. | 1 | “Asset”   |
| b. | 2 | “Equity”    | e. | 3 | “Account” |
| c. | 4 | “Liability” |    |   |           |

### Exercise 2-3 (5 minutes)

- |    |   |         |    |   |                  |
|----|---|---------|----|---|------------------|
| a. | 1 | “Chart” | b. | 2 | “General Ledger” |
|----|---|---------|----|---|------------------|

**Exercise 2-4 (15 minutes)**

	<b>Account</b>	<b>Type of Account</b>	<b>Normal Balance</b>	<b>Increase (Dr. or Cr.)</b>
a.	Land .....	asset	debit	debit
b.	Cash .....	asset	debit	debit
c.	Legal Expense.....	expense	debit	debit
d.	Prepaid Insurance.....	asset	debit	debit
e.	Accounts Receivable.....	asset	debit	debit
f.	Dividends.....	equity	debit	debit
g.	License Fee Revenue .....	revenue	credit	credit
h.	Unearned Revenue .....	liability	credit	credit
i.	Fees Earned.....	revenue	credit	credit
j.	Equipment .....	asset	debit	debit
k.	Notes Payable .....	liability	credit	credit
l.	Common Stock.....	equity	credit	credit

**Exercise 2-5 (15 minutes)**

Of the items listed, the following effects should be included:

- a. \$28,000 increase in a liability account.
- b. \$10,000 increase in the Cash account.
- e. \$62,000 increase in a revenue account.

**Explanation:** This transaction created \$62,000 in revenue, which is the value of the service provided. Payment is received in the form of a \$10,000 increase in cash, an \$80,000 increase in computer equipment, and a \$28,000 increase in its liabilities. The net value received by the company is \$62,000.

### Exercise 2-6 (15 minutes)

a.	Beginning accounts payable (credit) .....	\$152,000
	Purchases on account in October (credits) .....	281,000
	Payments on accounts in October (debits) .....	( _____ )
	Ending accounts payable (credit) .....	\$132,500
	Payments on accounts in October (debits) .....	<u>\$300,500</u>
b.	Beginning accounts receivable (debit) .....	\$102,500
	Sales on account in October (debits) .....	?
	Collections on account in October (credits) .....	<u>(102,890)</u>
	Ending accounts receivable (debit) .....	\$ 89,000
	Sales on account in October (debits) .....	<u>\$ 89,390</u>
c.	Beginning cash balance (debit) .....	\$ ?
	Cash received in October (debits) .....	102,500
	Cash disbursed in October (credits) .....	<u>(103,150)</u>
	Ending cash balance (debit) .....	\$ 18,600
	Beginning cash balance (debit) .....	<u>\$ 19,250</u>

### Exercise 2-7 (25 minutes)

Aug. 1	Cash .....	6,500	
	Photography Equipment .....	33,500	
	Common Stock .....		40,000
	<i>Owner invests in business for stock.</i>		
2	Prepaid Insurance .....	2,100	
	Cash .....		2,100
	<i>Acquired 2 years of insurance coverage.</i>		
5	Office Supplies .....	880	
	Cash .....		880
	<i>Purchased office supplies.</i>		
20	Cash .....	3,331	
	Photography Fees Earned .....		3,331
	<i>Collected photography fees.</i>		
31	Utilities Expense .....	675	
	Cash .....		675
	<i>Paid for August utilities.</i>		

## Exercise 2-8 (30 minutes)

### Part 1

Cash				Photography Equipment			
Aug. 1	6,500	Aug. 2	2,100	Aug. 1	33,500		
20	3,331	5	880				
		31	675				
Balance	6,176						

Office Supplies				Photography Fees Earned			
Aug. 5	880				Aug. 20	3,331	

Prepaid Insurance				Utilities Expense			
Aug. 2	2,100			Aug. 31	675		

### Part 2

POSE-FOR-PICS Trial Balance August 31			
	<i>Debit</i>	<i>Credit</i>	
Cash .....	\$ 6,176		
Office supplies .....	880		
Prepaid insurance .....	2,100		
Photography equipment .....	33,500		
Common stock .....		\$40,000	
Photography fees earned .....		3,331	
Utilities expense .....	<u>675</u>		
Totals .....	<u>\$43,331</u>	<u>\$43,331</u>	

**Exercise 2-9 (30 minutes)**

a.	Cash .....	100,750	
	Common Stock .....		100,750
	<i>Owner invested in the business for stock.</i>		
b.	Office Supplies .....	1,250	
	Cash .....		1,250
	<i>Purchased supplies with cash.</i>		
c.	Office Equipment .....	10,050	
	Accounts Payable .....		10,050
	<i>Purchased office equipment on credit.</i>		
d.	Cash .....	15,500	
	Fees Earned .....		15,500
	<i>Received cash from customer for services.</i>		
e.	Accounts Payable .....	10,050	
	Cash .....		10,050
	<i>Made payment toward account payable.</i>		
f.	Accounts Receivable .....	2,700	
	Fees Earned .....		2,700
	<i>Billed customer for services provided.</i>		
g.	Rent Expense .....	1,225	
	Cash .....		1,225
	<i>Paid for this period's rental charge.</i>		
h.	Cash .....	1,125	
	Accounts Receivable .....		1,125
	<i>Received cash toward an account receivable.</i>		
i.	Dividends .....	10,000	
	Cash .....		10,000
	<i>Paid cash for dividends.</i>		

### Exercise 2-9 (concluded)

Cash			
(a)	100,750	(b)	1,250
(d)	15,500	(e)	10,050
(h)	1,125	(g)	1,225
		(i)	10,000
Balance	94,850		

Accounts Payable			
(e)	10,050	(c)	10,050
		Balance	0

Common Stock			
		(a)	100,750
		Balance	100,750

Accounts Receivable			
(f)	2,700	(h)	1,125
Balance	1,575		

Dividends			
(i)	10,000		
Balance	10,000		

Office Supplies			
(b)	1,250		
Balance	1,250		

Fees Earned			
		(d)	15,500
		(f)	2,700
		Balance	18,200

Office Equipment			
(c)	10,050		
Balance	10,050		

Rent Expense			
(g)	1,225		
Balance	1,225		

### Exercise 2-10 (15 minutes)

SPADE COMPANY Trial Balance May 31, 2017			
	Debit	Credit	
Cash .....	\$ 94,850		
Accounts receivable .....	1,575		
Office supplies.....	1,250		
Office equipment.....	10,050		
Accounts payable.....		\$ 0	
Common stock .....		100,750	
Dividends .....	10,000		
Fees earned .....		18,200	
Rent expense .....	1,225		
Totals.....	<u>\$118,950</u>	<u>\$118,950</u>	

## Exercise 2-11 (20 minutes)

1.

a.	Account Payable .....	2,000	
	Cash .....		2,000
	<i>Paid amount owed toward account payable.</i>		
b.	Salaries Expense.....	1,200	
	Cash .....		1,200
	<i>Paid salary of receptionist.</i>		
c.	Equipment.....	39,000	
	Cash .....		39,000
	<i>Paid for equipment purchase.</i>		
d.	Utilities Expense .....	800	
	Cash .....		800
	<i>Paid utilities for the office.</i>		
e.	Dividends .....	4,500	
	Cash .....		4,500
	<i>Paid cash dividends.</i>		

2. Transactions a, c, and e did not yield an expense for the following reasons:

- e This transaction is a distribution of cash to the owner. Even though equity decreased, that decrease did not occur in the process of providing goods or services to customers.
- a This transaction decreased cash in settlement of a previously existing liability (equity did not change). Supplies expense is recorded when assets are used, not necessarily when cash is paid.
- c This transaction involves the purchase of an asset. The form of the company's assets changed, but total assets did not (and neither did equity).

### Exercise 2-12 (20 minutes)

1.

a.	Cash .....	20,000	
	Common Stock.....		20,000
	<i>Cash received from owner investment for stock.</i>		
b.	Cash .....	900	
	Services Revenue .....		900
	<i>Provided services for cash.</i>		
c.	Cash .....	10,000	
	Unearned Services Revenue .....		10,000
	<i>Cash received for future services.</i>		
d.	Cash .....	3,500	
	Accounts Receivable.....		3,500
	<i>Cash received toward accounts receivable.</i>		
e.	Cash .....	5,000	
	Note Payable .....		5,000
	<i>Cash received for note payable to bank.</i>		

2. Transactions a, c, d, and e did not yield revenue for the following reasons:

- d This transaction changed the form of an asset from receivable to cash. Total assets were not increased (revenue was recognized when the services were originally provided).
- e This transaction brought in cash (increased assets), and it also increased a liability by the same amount (represented by the signing of a note to repay the amount).
- a This transaction brought in cash, but this is an owner investment.
- c This transaction brought in cash, and it created a liability to provide services to a client in the next year.

### Exercise 2-13 (25 minutes)

- b 1. The company paid \$4,800 cash in advance for prepaid insurance coverage.
- a 2. D. Belle created a new business and invested \$6,000 cash, \$7,600 of equipment, and \$12,000 in web servers in exchange for stock.
- c 3. The company purchased \$900 of supplies on account.
- e 4. The company received \$4,500 cash for services provided.
- f 5. The company paid \$900 cash towards accounts payable.
- g 6. The company paid \$3,400 cash for equipment.
- d 7. The company paid \$800 cash for selling expenses.



## Exercise 2-14 (30 minutes)

a.	Cash .....	6,000	
	Equipment .....	7,600	
	Web Servers .....	12,000	
	Common Stock .....		25,600
	<i>Owner investment in company for stock.</i>		
b.	Prepaid Insurance .....	4,800	
	Cash .....		4,800
	<i>Purchased insurance coverage.</i>		
c.	Supplies .....	900	
	Accounts Payable .....		900
	<i>Purchased supplies on credit.</i>		
d.	Selling Expenses .....	800	
	Cash .....		800
	<i>Paid cash for selling expenses.</i>		
e.	Cash .....	4,500	
	Services Revenue .....		4,500
	<i>Received cash for services provided.</i>		
f.	Accounts Payable .....	900	
	Cash .....		900
	<i>Made payment on accounts payable.</i>		
g.	Equipment .....	3,400	
	Cash .....		3,400
	<i>Paid cash for equipment.</i>		

## Exercise 2-15 (20 minutes)

### Calculation of change in equity for part a through part d

	Assets	-	Liabilities	=	Equity
Beginning of the year .....	\$ 60,000	-	\$20,000	=	\$40,000
End of the year .....	105,000	-	36,000	=	<u>69,000</u>
Net increase in equity .....					<u>\$29,000</u>

a.	Net income .....	\$	?
	Plus owner investments .....		0
	Less dividends .....		<u>(0)</u>
	Change in equity .....		<u>\$29,000</u>

**Net Income = \$29,000**

Since there were no additional investments or dividends, the net income for the year equals the net increase in equity.

b.	Net income .....	\$	?
	Plus owner investments .....		0
	Less dividends (\$1,250/mo. x 12 mo.) .....		<u>(15,000)</u>
	Change in equity .....		<u>\$29,000</u>

**Net Income = \$44,000**

The dividends were added back because they reduced equity without reducing net income.

c.	Net income .....	\$	?
	Plus owner investment .....		55,000
	Less dividends .....		<u>(0)</u>
	Change in equity .....		<u>\$29,000</u>

**Net Loss = \$26,000**

The investment was deducted because it increased equity without creating net income.

d.	Net income .....	\$	?
	Plus owner investment .....		35,000
	Less dividends (\$1,250/mo. X 12 mo.) .....		<u>(15,000)</u>
	Change in equity .....		<u>\$29,000</u>

**Net Income = \$9,000**

The dividends were added back because they reduced equity without reducing net income and the investments were deducted because they increased equity without creating net income.

**Exercise 2-16 (15 minutes)**

<b>HELP TODAY</b>		
<b>Income Statement</b>		
<b>For Month Ended August 31</b>		
<b>Revenues</b>		
Consulting fees earned.....		<b>\$ 27,000</b>
<b>Expenses</b>		
Rent expense .....	<b>\$ 9,550</b>	
Salaries expense .....	<b>5,600</b>	
Telephone expense .....	<b>860</b>	
Miscellaneous expenses .....	<b><u>520</u></b>	
Total expenses .....		<b><u>16,530</u></b>
Net income .....		<b><u>\$ 10,470</u></b>

**Exercise 2-17 (15 minutes)**

<b>HELP TODAY</b>		
<b>Statement of Retained Earnings</b>		
<b>For Month Ended August 31</b>		
Retained earnings, July 31 .....		<b>\$ 0</b>
Add: Net income (from Exercise 2-16) .....		<b><u>10,470</u></b>
		<b>10,470</b>
Less: Dividends .....		<b><u>6,000</u></b>
Retained earnings, August 31 .....		<b><u>\$ 4,470</u></b>

### Exercise 2-18 (15 minutes)

HELP TODAY Balance Sheet August 31			
Assets		Liabilities	
Cash.....	\$ 25,360	Accounts payable.....	\$ 10,500
Accounts receivable ....	22,360	Equity	
Office supplies.....	5,250	Common stock .....	102,000
Office equipment .....	20,000	Retained earnings* .....	<u>4,470</u>
Land .....	<u>44,000</u>	Total equity .....	<u>106,470</u>
Total assets.....	<u>\$116,970</u>	Total liabilities & equity .....	<u>\$116,970</u>

\* Amount from Exercise 2-17.

### Exercise 2-19 (15 minutes)

	(a)	(b)	(c)	(d)
<b>Answers</b>	<b>\$(28,000)</b>	<b>\$42,000</b>	<b>\$73,000</b>	<b>\$(45,000)</b>
<b>Computations:</b>				
Equity, Dec. 31, 2016.....	\$ 0	\$ 0	\$ 0	\$ 0
Owner's investments .....	110,000	42,000	87,000	210,000
Dividends .....	(28,000)	(47,000)	(10,000)	(55,000)
Net income (loss) .....	<u>22,000</u>	<u>90,000</u>	<u>(4,000)</u>	<u>(45,000)</u>
Equity, Dec. 31, 2017.....	<u>\$104,000</u>	<u>\$85,000</u>	<u>\$73,000</u>	<u>\$110,000</u>

## Exercise 2-20 (20 minutes)

Description	(1) Difference between Debit and Credit Columns	(2) Column with the Larger Total	(3) Identify account(s) incorrectly stated	(4) Amount that account(s) is overstated or understated
a. \$3,600 debit to Rent Expense is posted as a \$1,340 debit.	\$2,260	Credit	Rent Expense	Rent Expense is understated by \$2,260
b. \$6,500 credit to Cash is posted twice as two credits to Cash.	\$6,500	Credit	Cash	Cash is understated by \$6,500
c. \$10,900 debit to the Dividends account is debited to Common Stock.	\$0	—	Common Stock Dividends	Common Stock is understated by \$10,900 Dividends is understated by \$10,900
d. \$2,050 debit to Prepaid Insurance is posted as a debit to Insurance Expense.	\$0	—	Prepaid Insurance Insurance Expense	Prepaid Insurance is understated by \$2,050 Insurance Expense is overstated by \$2,050
e. \$38,000 debit to Machinery is posted as a debit to Accounts Payable.	\$0	—	Machinery Accounts Payable	Machinery is understated by \$38,000 Accounts Payable is understated by \$38,000
f. \$5,850 credit to Services Revenue is posted as a \$585 credit.	\$5,265	Debit	Services Revenue	Services Revenue is understated by \$5,265
g. \$1,390 debit to Store Supplies is not posted.	\$1,390	Credit	Store Supplies	Store Supplies is understated by \$1,390

**Exercise 2-21 (15 minutes)**

	<b>Overstated, Understated, or Correctly-Stated</b>	<b>Amount</b>
a.	<b><u>Correctly-stated.</u></b> The debit column is correctly stated because the erroneous debit (to Accounts Payable) is deducted from an account with a (larger assumed) credit balance.	<b>\$0</b>
b.	<b><u>Understated.</u></b> The credit column is understated by \$37,900 because Accounts Payable was debited — it should have been credited.	<b>\$37,900</b>
c.	<b><u>Correctly-stated.</u></b> The Automobiles account balance is correctly stated.	<b>\$0</b>
d.	<b><u>Understated.</u></b> The Accounts Payable account balance is understated by \$37,900. It should have been increased (credited) by \$18,950 but the posting error decreased (debited) it by \$18,950.	<b>\$37,900</b>
e.	The credit column is \$37,900 less than the debit column, or \$162,100 in total (\$200,000 - \$37,900).	

### Exercise 2-22 (15 minutes)

a.

Co.	Liabilities	/	Assets	=	Debt Ratio	Net Income	/	Average Assets	=	ROA
1	\$11,765		\$ 90,500		0.13	\$20,000		\$100,000		0.200
2	46,720		64,000		0.73	3,800		40,000		0.095
3	26,650		32,500		0.82	650		50,000		0.013
4	55,860		147,000		0.38	21,000		200,000		0.105
5	31,280		92,000		0.34	7,520		40,000		0.188
6	52,250		104,500		0.50	12,000		80,000		0.150

- b. Company 3 relies most heavily on creditor (non-owner) financing with 82% of its assets financed by liabilities.
- c. Company 1 relies least on creditor (non-owner) financing at only 13%. This implies that 87% of the assets are financed by equity (owners).
- d. The companies with the highest debt ratios indicate the greatest risk. The two companies with the highest debt ratios are 2 and 3.
- e. Company 1 yields the highest return on assets at 20%; followed by Company 5 at 18.8%.
- f. As an investor, one prefers high returns at low risk. Company 1 is the preferred investment since it yields the lowest risk (debt ratio is 13%) and highest return on assets (20%).

### Exercise 2-23 (15 minutes)

HEINEKEN N.V. Balance Sheet (in Euro millions) December 31, 2015			
Assets		Equity and liabilities	
Noncurrent assets.....	€ 31,800	Total equity .....	€ 15,070
Current assets .....	5,914	Noncurrent liabilities.....	14,128
		Current liabilities .....	<u>8,516</u>
Total assets.....	<u>€ 37,714</u>	Total equity and liabilities ..	<u>€ 37,714</u>

## PROBLEM SET A

### Problem 2-1A (90 minutes)

#### Part 1

April 1	Cash.....101	80,000	
	Office Equipment.....163	26,000	
	Common Stock .....307		106,000
	<i>Owner invested cash &amp; equipment for stock.</i>		
2	Prepaid Rent .....131	9,000	
	Cash.....101		9,000
	<i>Prepaid twelve months' rent.</i>		
3	Office Equipment.....163	8,000	
	Office Supplies .....124	3,600	
	Accounts Payable.....201		11,600
	<i>Purchased equip. &amp; supplies on credit.</i>		
6	Cash.....101	4,000	
	Services Revenue.....403		4,000
	<i>Received cash for services.</i>		
9	Accounts Receivable .....106	6,000	
	Services Revenue.....403		6,000
	<i>Billed client for completed work.</i>		
13	Accounts Payable .....201	11,600	
	Cash.....101		11,600
	<i>Paid balance due on account.</i>		
19	Prepaid Insurance .....128	2,400	
	Cash.....101		2,400
	<i>Paid premium for insurance.</i>		
22	Cash.....101	4,400	
	Accounts Receivable .....106		4,400
	<i>Collected part of amount owed by client.</i>		
25	Accounts Receivable .....106	2,890	
	Services Revenue.....403		2,890
	<i>Billed client for completed work.</i>		
28	Dividends .....319	5,500	
	Cash.....101		5,500
	<i>Paid cash for dividends.</i>		
29	Office Supplies .....124	600	
	Accounts Payable.....201		600
	<i>Purchased supplies on account.</i>		
30	Utilities Expense.....690	435	
	Cash.....101		435
	<i>Paid monthly utility bill.</i>		



**Problem 2-1A (Continued)****Part 2**

Cash				Acct. No. 101	
Date	Explanation	PR	Debit	Credit	Balance
April 1		G1	80,000		80,000
2		G1		9,000	71,000
6		G1	4,000		75,000
13		G1		11,600	63,400
19		G1		2,400	61,000
22		G1	4,400		65,400
28		G1		5,500	59,900
30		G1		435	59,465

Accounts Receivable				Acct. No. 106	
Date	Explanation	PR	Debit	Credit	Balance
April 9		G1	6,000		6,000
22		G1		4,400	1,600
25		G1	2,890		4,490

Office Supplies				Acct. No. 124	
Date	Explanation	PR	Debit	Credit	Balance
April 3		G1	3,600		3,600
29		G1	600		4,200

Prepaid Insurance				Acct. No. 128	
Date	Explanation	PR	Debit	Credit	Balance
April 19		G1	2,400		2,400

Prepaid Rent				Acct. No. 131	
Date	Explanation	PR	Debit	Credit	Balance
April 2		G1	9,000		9,000

Office Equipment				Acct. No. 163	
Date	Explanation	PR	Debit	Credit	Balance
April 1		G1	26,000		26,000
3		G1	8,000		34,000

**Problem 2-1A (Continued)**

Accounts Payable				Acct. No. 201	
Date	Explanation	PR	Debit	Credit	Balance
April 3		G1		11,600	11,600
13		G1	11,600		0
29		G1		600	600

Common Stock				Acct. No. 307	
Date	Explanation	PR	Debit	Credit	Balance
April 1		G1		106,000	106,000

Dividends				Acct. No. 319	
Date	Explanation	PR	Debit	Credit	Balance
April 28		G1	5,500		5,500

Services Revenue				Acct. No. 403	
Date	Explanation	PR	Debit	Credit	Balance
April 6		G1		4,000	4,000
9		G1		6,000	10,000
25		G1		2,890	12,890

Utilities Expense				Acct. No. 690	
Date	Explanation	PR	Debit	Credit	Balance
April 30		G1	435		435

**Problem 2-1A (Continued)**  
**Part 3**

LINKWORKS Trial Balance April 30			Debit	Credit
Cash.....	\$	59,465		
Accounts receivable .....		4,490		
Office supplies.....		4,200		
Prepaid insurance .....		2,400		
Prepaid rent .....		9,000		
Office equipment .....		34,000		
Accounts payable.....				\$ 600
Common stock .....				106,000
Dividends .....		5,500		
Services revenue.....				12,890
Utilities expense .....		<u>435</u>		<u>          </u>
Total .....		<u>\$119,490</u>		<u>\$119,490</u>

**Problem 2-2A (90 minutes)****Part 1**

a.	Cash.....	101	100,000	
	Office Equipment.....	163	5,000	
	Drafting Equipment.....	164	60,000	
	Common Stock .....	307		165,000
	<i>Owner invested cash &amp; equipment for stock.</i>			
b.	Land.....	172	49,000	
	Cash.....	101		6,300
	Notes Payable .....	250		42,700
	<i>Purchased land with cash and note payable.</i>			
c.	Building.....	170	55,000	
	Cash.....	101		55,000
	<i>Purchased building.</i>			
d.	Prepaid Insurance .....	108	3,000	
	Cash.....	101		3,000
	<i>Purchased 18-month insurance policy.</i>			
e.	Cash.....	101	6,200	
	Engineering Fees Earned .....	402		6,200
	<i>Collected cash for completed work.</i>			
f.	Drafting Equipment.....	164	20,000	
	Cash.....	101		9,500
	Notes Payable .....	250		10,500
	<i>Purchased equipment with cash and note payable.</i>			
g.	Accounts Receivable .....	106	14,000	
	Engineering Fees Earned .....	402		14,000
	<i>Completed services for client.</i>			
h.	Office Equipment.....	163	1,150	
	Accounts Payable.....	201		1,150
	<i>Purchased equipment on credit.</i>			

**Problem 2-2A (Part 1 Continued)**

i.	Accounts Receivable .....106	22,000	
	Engineering Fees Earned .....402		22,000
	<i>Billed client for completed work.</i>		
j.	Equipment Rental Expense .....602	1,333	
	Accounts Payable.....201		1,333
	<i>Incurred equipment rental expense.</i>		
k.	Cash.....101	7,000	
	Accounts Receivable .....106		7,000
	<i>Collected cash on account.</i>		
l.	Wages Expense .....601	1,200	
	Cash.....101		1,200
	<i>Paid assistant's wages.</i>		
m.	Accounts Payable .....201	1,150	
	Cash .....101		1,150
	<i>Paid amount due on account.</i>		
n.	Repairs Expense .....604	925	
	Cash .....101		925
	<i>Paid for repair of equipment.</i>		
o.	Dividends .....319	9,480	
	Cash.....101		9,480
	<i>Paid cash for dividends.</i>		
p.	Wages Expense .....601	1,200	
	Cash.....101		1,200
	<i>Paid assistant's wages.</i>		
q.	Advertising Expense.....603	2,500	
	Cash.....101		2,500
	<i>Paid for advertising expense.</i>		

**Problem 2-2A (Continued)**  
**Part 2**

Cash No. 101				
Date	PR	Debit	Credit	Balance
(a)		100,000		100,000
(b)			6,300	93,700
(c)			55,000	38,700
(d)			3,000	35,700
(e)		6,200		41,900
(f)			9,500	32,400
(k)		7,000		39,400
(l)			1,200	38,200
(m)			1,150	37,050
(n)			925	36,125
(o)			9,480	26,645
(p)			1,200	25,445
(q)			2,500	22,945

Accounts Receivable No. 106				
Date	PR	Debit	Credit	Balance
(g)		14,000		14,000
(i)		22,000		36,000
(k)			7,000	29,000

Prepaid Insurance No. 108				
Date	PR	Debit	Credit	Balance
(d)		3,000		3,000

Office Equipment No. 163				
Date	PR	Debit	Credit	Balance
(a)		5,000		5,000
(h)		1,150		6,150

Drafting Equipment No. 164				
Date	PR	Debit	Credit	Balance
(a)		60,000		60,000
(f)		20,000		80,000

Building No. 170				
Date	PR	Debit	Credit	Balance
(c)		55,000		55,000

Land No. 172				
Date	PR	Debit	Credit	Balance
(b)		49,000		49,000

Accounts Payable No. 201				
Date	PR	Debit	Credit	Balance
(h)			1,150	1,150
(j)			1,333	2,483
(m)		1,150		1,333

Notes Payable No. 250				
Date	PR	Debit	Credit	Balance
(b)			42,700	42,700
(f)			10,500	53,200

Common Stock No. 307				
Date	PR	Debit	Credit	Balance
(a)			165,000	165,000

Dividends No. 319				
Date	PR	Debit	Credit	Balance
(o)		9,480		9,480

Engineering Fees Earned No. 402				
Date	PR	Debit	Credit	Balance
(e)			6,200	6,200
(g)			14,000	20,200
(i)			22,000	42,200

Wages Expense No. 601				
Date	PR	Debit	Credit	Balance
(l)		1,200		1,200
(p)		1,200		2,400

Equipment Rental Expense No. 602				
Date	PR	Debit	Credit	Balance
(j)		1,333		1,333

Advertising Expense No. 603				
Date	PR	Debit	Credit	Balance
(q)		2,500		2,500

Repairs Expense No. 604				
Date	PR	Debit	Credit	Balance
(n)		925		925

**Problem 2-2A (Concluded)**  
**Part 3**

ARACEL ENGINEERING Trial Balance June 30		
	<i>Debit</i>	<i>Credit</i>
Cash.....	\$ 22,945	
Accounts receivable .....	29,000	
Prepaid insurance .....	3,000	
Office equipment .....	6,150	
Drafting equipment .....	80,000	
Building .....	55,000	
Land .....	49,000	
Accounts payable.....		\$ 1,333
Notes payable .....		53,200
Common stock .....		165,000
Dividends .....	9,480	
Engineering fees earned.....		42,200
Wages expense .....	2,400	
Equipment rental expense.....	1,333	
Advertising expense .....	2,500	
Repairs expense.....	925	
Totals .....	<u>\$261,733</u>	<u>\$261,733</u>

## Problem 2-3A (90 minutes)

### Part 1

Mar. 1	Cash.....101	150,000	
	Office Equipment.....163	22,000	
	Common Stock .....307		172,000
	<i>Owner invested cash &amp; equipment for stock.</i>		
2	Prepaid Rent .....131	6,000	
	Cash.....101		6,000
	<i>Prepaid six months' rent.</i>		
3	Office Equipment.....163	3,000	
	Office Supplies .....124	1,200	
	Accounts Payable.....201		4,200
	<i>Purchased equipment and supplies on credit.</i>		
6	Cash.....101	4,000	
	Services Revenue.....403		4,000
	<i>Received cash for services.</i>		
9	Accounts Receivable .....106	7,500	
	Services Revenue.....403		7,500
	<i>Billed client for completed work.</i>		
12	Accounts Payable .....201	4,200	
	Cash.....101		4,200
	<i>Paid balance due on account.</i>		
19	Prepaid Insurance .....128	5,000	
	Cash.....101		5,000
	<i>Paid premium for insurance.</i>		
22	Cash.....101	3,500	
	Accounts Receivable .....106		3,500
	<i>Collected part of amount owed by client.</i>		
25	Accounts Receivable .....106	3,820	
	Services Revenue.....403		3,820
	<i>Billed client for completed work.</i>		
29	Dividends .....319	5,100	
	Cash.....101		5,100
	<i>Paid cash for dividends.</i>		
30	Office Supplies .....124	600	
	Accounts Payable.....201		600
	<i>Purchased supplies on account.</i>		
31	Utilities Expense.....690	500	
	Cash.....101		500
	<i>Paid monthly utility bill.</i>		



**Problem 2-3A (Continued)**

**Part 2**

Cash				Acct. No. 101	
Date	Explanation	PR	Debit	Credit	Balance
Mar. 1		G1	150,000		150,000
2		G1		6,000	144,000
6		G1	4,000		148,000
12		G1		4,200	143,800
19		G1		5,000	138,800
22		G1	3,500		142,300
29		G1		5,100	137,200
31		G1		500	136,700

Accounts Receivable				Acct. No. 106	
Date	Explanation	PR	Debit	Credit	Balance
Mar. 9		G1	7,500		7,500
22		G1		3,500	4,000
25		G1	3,820		7,820

Office Supplies				Acct. No. 124	
Date	Explanation	PR	Debit	Credit	Balance
Mar. 3		G1	1,200		1,200
30		G1	600		1,800

Prepaid Insurance				Acct. No. 128	
Date	Explanation	PR	Debit	Credit	Balance
Mar. 19		G1	5,000		5,000

Prepaid Rent				Acct. No. 131	
Date	Explanation	PR	Debit	Credit	Balance
Mar. 2		G1	6,000		6,000

Office Equipment				Acct. No. 163	
Date	Explanation	PR	Debit	Credit	Balance
Mar. 1		G1	22,000		22,000
3		G1	3,000		25,000

**Problem 2-3A (Continued)****Part 2 (Continued)**

Accounts Payable				Acct. No. 201	
Date	Explanation	PR	Debit	Credit	Balance
Mar. 3		G1		4,200	4,200
12		G1	4,200		0
30		G1		600	600

Common Stock				Acct. No. 307	
Date	Explanation	PR	Debit	Credit	Balance
Mar. 1		G1		172,000	172,000

Dividends				Acct. No. 319	
Date	Explanation	PR	Debit	Credit	Balance
Mar. 29		G1	5,100		5,100

Services Revenue				Acct. No. 403	
Date	Explanation	PR	Debit	Credit	Balance
Mar. 6		G1		4,000	4,000
9		G1		7,500	11,500
25		G1		3,820	15,320

Utilities Expense				Acct. No. 690	
Date	Explanation	PR	Debit	Credit	Balance
Mar. 31		G1	500		500

**Problem 2-3A (Concluded)**

**Part 3**

<b>VENTURE CONSULTANTS</b>		
<b>Trial Balance</b>		
<b>March 31</b>		
	<b>Debit</b>	<b>Credit</b>
Cash .....	\$136,700	
Accounts receivable .....	7,820	
Office supplies.....	1,800	
Prepaid insurance .....	5,000	
Prepaid rent .....	6,000	
Office equipment .....	25,000	
Accounts payable.....		\$ 600
Common stock .....		172,000
Dividends .....	5,100	
Services revenue .....		15,320
Utilities expense .....	<u>500</u>	<u>          </u>
Totals .....	<u>\$187,920</u>	<u>\$187,920</u>

**Problem 2-4A (90 minutes)****Part 1**

a.	Cash.....	101	60,000	
	Office Equipment.....	163	25,000	
	Common Stock .....	307		85,000
	<i>Owner invested cash &amp; equipment for stock.</i>			
b.	Land.....	172	40,000	
	Building .....	170	160,000	
	Cash .....	101		30,000
	Notes Payable .....	250		170,000
	<i>Purchased land and building with cash and note payable.</i>			
c.	Office Supplies .....	108	2,000	
	Accounts Payable .....	201		2,000
	<i>Purchased office supplies on account.</i>			
d.	Automobiles.....	164	16,500	
	Common Stock.....	307		16,500
	<i>Owner contributed automobile to business for stock.</i>			
e.	Office Equipment.....	163	5,600	
	Accounts Payable .....	201		5,600
	<i>Purchased office equipment on account.</i>			
f.	Salaries Expense.....	601	1,800	
	Cash .....	101		1,800
	<i>Paid assistant's salary.</i>			
g.	Cash.....	101	8,000	
	Fees Earned.....	402		8,000
	<i>Provided services for cash.</i>			
h.	Utilities Expense.....	602	635	
	Cash .....	101		635
	<i>Paid cash for utilities.</i>			

**Problem 2-4A (Part 1 Continued)**

i.	Accounts Payable .....	201	2,000	
	Cash .....	101		2,000
	<i>Paid cash on account.</i>			
j.	Office Equipment.....	163	20,300	
	Cash .....	101		20,300
	<i>Purchased new equipment with cash.</i>			
k.	Accounts Receivable .....	106	6,250	
	Fees Earned.....	402		6,250
	<i>Provided services on account.</i>			
l.	Salaries Expense .....	601	1,800	
	Cash .....	101		1,800
	<i>Paid assistant's salary.</i>			
m.	Cash.....	101	4,000	
	Accounts Receivable.....	106		4,000
	<i>Received cash due on account.</i>			
n.	Dividends .....	319	2,800	
	Cash .....	101		2,800
	<i>Paid cash for dividends.</i>			

**Problem 2-4A (Continued)**  
**Part 2**

Cash				No. 101
Date	PR	Debit	Credit	Balance
(a)		60,000		60,000
(b)			30,000	30,000
(f)			1,800	28,200
(g)		8,000		36,200
(h)			635	35,565
(i)			2,000	33,565
(j)			20,300	13,265
(l)			1,800	11,465
(m)		4,000		15,465
(n)			2,800	12,665

Accounts Receivable				No. 106
Date	PR	Debit	Credit	Balance
(k)		6,250		6,250
(m)			4,000	2,250

Office Supplies				No. 108
Date	PR	Debit	Credit	Balance
(c)		2,000		2,000

Office Equipment				No. 163
Date	PR	Debit	Credit	Balance
(a)		25,000		25,000
(e)		5,600		30,600
(j)		20,300		50,900

Automobiles				No. 164
Date	PR	Debit	Credit	Balance
(d)		16,500		16,500

Building				No. 170
Date	PR	Debit	Credit	Balance
(b)		160,000		160,000

Land				No. 172
Date	PR	Debit	Credit	Balance
(b)		40,000		40,000

Accounts Payable				No. 201
Date	PR	Debit	Credit	Balance
(c)			2,000	2,000
(e)			5,600	7,600
(i)		2,000		5,600

Notes Payable				No. 250
Date	PR	Debit	Credit	Balance
(b)			170,000	170,000

Common Stock				No. 307
Date	PR	Debit	Credit	Balance
(a)			85,000	85,000
(d)			16,500	101,500

Dividends				No. 319
Date	PR	Debit	Credit	Balance
(n)		2,800		2,800

Fees Earned				No. 402
Date	PR	Debit	Credit	Balance
(g)			8,000	8,000
(k)			6,250	14,250

Salaries Expense				No. 601
Date	PR	Debit	Credit	Balance
(f)		1,800		1,800
(l)		1,800		3,600

Utilities Expense				No. 602
Date	PR	Debit	Credit	Balance
(h)		635		635

**Problem 2-4A (Concluded)**  
**Part 3**

<b>HV CONSULTING</b> <b>Trial Balance</b> <b>September 30</b>				
			<b>Debit</b>	<b>Credit</b>
Cash .....	\$	12,665		
Accounts receivable .....		2,250		
Office supplies.....		2,000		
Office equipment .....		50,900		
Automobiles.....		16,500		
Building .....		160,000		
Land .....		40,000		
Accounts payable.....				\$ 5,600
Notes payable .....				170,000
Common stock .....				101,500
Dividends .....		2,800		
Fees earned .....				14,250
Salaries expense .....		3,600		
Utilities expense .....		<u>635</u>		
<b>Total .....</b>		<b><u>\$291,350</u></b>		<b><u>\$291,350</u></b>

**Problem 2-5A (90 minutes)**

**Part 1**

<b>NETTLE DISTRIBUTION</b> <b>Balance Sheet</b> <b>December 31, 2016</b>
--------------------------------------------------------------------------------

<b>Assets</b>		<b>Liabilities</b>	
Cash.....	\$ 64,300	Accounts payable.....	\$ 3,500
Accounts receivable ....	26,240		
Office supplies.....	3,160		
Trucks.....	148,000		
Office equipment .....	<u>44,000</u>		
<b>Total assets.....</b>	<b><u>\$285,700</u></b>		
		<b>Equity</b>	
		Total equity .....	<u>282,200</u>
		<b>Total liabilities and equity...</b>	<b><u>\$285,700</u></b>

<b>NETTLE DISTRIBUTION</b> <b>Balance Sheet</b> <b>December 31, 2017</b>
--------------------------------------------------------------------------------

<b>Assets</b>		<b>Liabilities</b>	
Cash.....	\$ 15,640	Accounts payable .....	\$ 33,500
Accounts receivable ....	19,100	Note payable.....	<u>40,000</u>
Office supplies.....	1,960	<b>Total liabilities .....</b>	<b>73,500</b>
Trucks.....	157,000		
Office equipment .....	44,000		
Building .....	80,000	<b>Equity</b>	
Land .....	<u>60,000</u>	Total equity .....	<u>304,200</u>
<b>Total assets.....</b>	<b><u>\$377,700</u></b>	<b>Total liabilities and equity....</b>	<b><u>\$377,700</u></b>

**Part 2**

**Computation of 2017 net income:**

Owner investment .....	\$ 35,000
Add net income .....	<u>?</u>
Deduct dividends .....	<u>(19,000)</u>
<b>Increase in equity during 2017* .....</b>	<b><u>\$ 22,000*</u></b>

**Thus, net income = (\$22,000 + \$19,000 - \$35,000) = \$ 6,000**

\* Computation of 2017 equity increase:

Equity, December 31, 2016 .....	\$282,200
Plus net income (or less net loss).....	<u>?</u>
Equity, December 31, 2017 .....	\$304,200
<b>Thus, there is an increase in equity during 2017 .....</b>	<b><u>\$ 22,000</u></b>

**Part 3**

**Debt Ratio = \$73,500 / \$377,700 = 19.5%**



**Problem 2-6A (35 minutes)**

**Part 1**

MIN ENGINEERING Trial Balance May 31		
	Debit	Credit
Cash.....	\$37,600	
Office supplies.....	890	
Prepaid insurance .....	4,600	
Office equipment .....	12,900	
Accounts payable.....		\$12,900
Common stock .....		18,000
Dividends .....	3,370	
Engineering fees earned.....		36,000
Rent expense .....	7,540	
Totals .....	<u>\$66,900</u>	<u>\$66,900</u>

**Part 2**

Cash			
(a)	18,000	(b)	7,540
(f)	36,000	(c)	4,600
		(d)	890
		(g)	3,370
Balance	37,600		

- Transactions a through g coded in T-account:
- (a) Yi Min invested \$18,000 cash in the business in exchange for stock.
  - (b) Paid \$7,540 cash for May's monthly rent expense.
  - (c) Paid \$4,600 cash for this year's insurance premium beginning immediately.
  - (d) Purchased office supplies for \$890 cash.
  - (e) Purchased \$12,900 of office equipment on credit (with accounts payable)—no cash effect; thus, not listed in T-account.
  - (f) Received \$36,000 cash for engineering services provided in May.
  - (g) Paid \$3,370 cash for dividends.

## PROBLEM SET B

### Problem 2-1B (90 minutes)

#### Part 1

Sept. 1	Cash.....	101	38,000	
	Office Equipment.....	163	15,000	
	Common Stock.....	307		53,000
	<i>Owner invests assets in business for stock.</i>			
2	Prepaid Rent .....	131	9,000	
	Cash .....	101		9,000
	<i>Prepaid twelve months' rent.</i>			
4	Office Equipment.....	163	8,000	
	Office Supplies .....	124	2,400	
	Accounts Payable .....	201		10,400
	<i>Purchased equipment and supplies on credit.</i>			
8	Cash.....	101	3,280	
	Services Revenue .....	401		3,280
	<i>Received cash for services.</i>			
12	Accounts Receivable .....	106	15,400	
	Services Revenue .....	401		15,400
	<i>Billed client for completed work.</i>			
13	Accounts Payable .....	201	10,400	
	Cash .....	101		10,400
	<i>Paid balance due on account.</i>			
19	Prepaid Insurance .....	128	1,900	
	Cash .....	101		1,900
	<i>Paid premium for insurance.</i>			
22	Cash.....	101	7,700	
	Accounts Receivable.....	106		7,700
	<i>Collected part of amount owed by client.</i>			
24	Accounts Receivable.....	106	2,100	
	Services Revenue .....	401		2,100
	<i>Billed client for completed work.</i>			
28	Dividends .....	319	5,300	
	Cash .....	101		5,300
	<i>Paid cash for dividends.</i>			
29	Office Supplies .....	124	550	
	Accounts Payable .....	201		550
	<i>Purchased supplies on account.</i>			
30	Utilities Expense.....	690	860	
	Cash .....	101		860
	<i>Paid monthly utility bill.</i>			

**Problem 2-1B (Continued)**  
**Part 2**

Cash			Acct. No. 101		
Date	Explanation	PR	Debit	Credit	Balance
Sept. 1		G1	38,000		38,000
2		G1		9,000	29,000
8		G1	3,280		32,280
13		G1		10,400	21,880
19		G1		1,900	19,980
22		G1	7,700		27,680
28		G1		5,300	22,380
30		G1		860	21,520

Accounts Receivable			Acct. No. 106		
Date	Explanation	PR	Debit	Credit	Balance
Sept. 12		G1	15,400		15,400
22		G1		7,700	7,700
24		G1	2,100		9,800

Office Supplies			Acct. No. 124		
Date	Explanation	PR	Debit	Credit	Balance
Sept. 4		G1	2,400		2,400
29		G1	550		2,950

Prepaid Insurance			Acct. No. 128		
Date	Explanation	PR	Debit	Credit	Balance
Sept. 19		G1	1,900		1,900

Prepaid Rent			Acct. No. 131		
Date	Explanation	PR	Debit	Credit	Balance
Sept. 2		G1	9,000		9,000

Office Equipment			Acct. No. 163		
Date	Explanation	PR	Debit	Credit	Balance
Sept. 1		G1	15,000		15,000
4		G1	8,000		23,000

**Problem 2-1B (Continued)**

Accounts Payable				Acct. No. 201	
Date	Explanation	PR	Debit	Credit	Balance
Sept. 4		G1		10,400	10,400
13		G1	10,400		0
29		G1		550	550

Common Stock				Acct. No. 307	
Date	Explanation	PR	Debit	Credit	Balance
Sept. 1		G1		53,000	53,000

Dividends				Acct. No. 319	
Date	Explanation	PR	Debit	Credit	Balance
Sept. 28		G1	5,300		5,300

Services Revenue				Acct. No. 401	
Date	Explanation	PR	Debit	Credit	Balance
Sept. 8		G1		3,280	3,280
12		G1		15,400	18,680
24		G1		2,100	20,780

Utilities Expense				Acct. No. 690	
Date	Explanation	PR	Debit	Credit	Balance
Sept. 30		G1	860		860

**Problem 2-1B (Concluded)**

**Part 3**

<b>HUMBLE MANAGEMENT SERVICES</b>		
<b>Trial Balance</b>		
<b>September 30</b>		
	<b>Debit</b>	<b>Credit</b>
<b>Cash.....</b>	<b>\$21,520</b>	
<b>Accounts receivable .....</b>	<b>9,800</b>	
<b>Office supplies.....</b>	<b>2,950</b>	
<b>Prepaid insurance .....</b>	<b>1,900</b>	
<b>Prepaid rent .....</b>	<b>9,000</b>	
<b>Office equipment .....</b>	<b>23,000</b>	
<b>Accounts payable.....</b>		<b>\$ 550</b>
<b>Common stock .....</b>		<b>53,000</b>
<b>Dividends .....</b>	<b>5,300</b>	
<b>Services revenue.....</b>		<b>20,780</b>
<b>Utilities expense .....</b>	<b>860</b>	
<b>Totals .....</b>	<b><u>\$74,330</u></b>	<b><u>\$74,330</u></b>

**Problem 2-2B (90 minutes)****Part 1**

a.	Cash.....101	65,000	
	Office Equipment.....163	5,750	
	Computer Equipment.....164	30,000	
	Common Stock .....307		100,750
	<i>Owner invested cash &amp; equipment for stock.</i>		
b.	Land.....172	22,000	
	Cash.....101		5,000
	Notes Payable .....250		17,000
	<i>Purchased land with cash and note payable.</i>		
c.	Building.....170	34,500	
	Cash.....101		34,500
	<i>Purchased building.</i>		
d.	Prepaid Insurance .....108	5,000	
	Cash.....101		5,000
	<i>Purchased 24-month insurance policy.</i>		
e.	Cash.....101	4,600	
	Fees Earned .....402		4,600
	<i>Collected cash for completed work.</i>		
f.	Computer Equipment.....164	4,500	
	Cash.....101		800
	Notes Payable .....250		3,700
	<i>Purchased equipment with cash and note payable.</i>		
g.	Accounts Receivable .....106	4,250	
	Fees Earned .....402		4,250
	<i>Completed services for client.</i>		
h.	Office Equipment.....163	950	
	Accounts Payable.....201		950
	<i>Purchased equipment on credit.</i>		

**Problem 2-2B (Part 1 Continued)**

i.	Accounts Receivable .....	106	10,200	
	Fees Earned .....	402		10,200
	<i>Billed client for completed work.</i>			
j.	Computer Rental Expense.....	602	580	
	Accounts Payable.....	201		580
	<i>Incurred computer rental expense.</i>			
k.	Cash.....	101	5,100	
	Accounts Receivable .....	106		5,100
	<i>Collected cash on account.</i>			
l.	Wages Expense .....	601	1,800	
	Cash.....	101		1,800
	<i>Paid assistant's wages.</i>			
m.	Accounts Payable .....	201	950	
	Cash.....	101		950
	<i>Paid amount due on account.</i>			
n.	Repairs Expense .....	604	608	
	Cash.....	101		608
	<i>Paid for repair of equipment.</i>			
o.	Dividends .....	319	6,230	
	Cash.....	101		6,230
	<i>Paid cash for dividends.</i>			
p.	Wages Expense .....	601	1,800	
	Cash.....	101		1,800
	<i>Paid assistant's wages.</i>			
q.	Advertising Expense.....	603	750	
	Cash.....	101		750
	<i>Paid for advertising expense.</i>			

**Problem 2-2B (Continued)**  
**Part 2**

Cash No. 101				
Date	PR	Debit	Credit	Balance
(a)		65,000		65,000
(b)			5,000	60,000
(c)			34,500	25,500
(d)			5,000	20,500
(e)		4,600		25,100
(f)			800	24,300
(k)		5,100		29,400
(l)			1,800	27,600
(m)			950	26,650
(n)			608	26,042
(o)			6,230	19,812
(p)			1,800	18,012
(q)			750	17,262

Accounts Receivable No. 106				
Date	PR	Debit	Credit	Balance
(g)		4,250		4,250
(i)		10,200		14,450
(k)			5,100	9,350

Prepaid Insurance No. 108				
Date	PR	Debit	Credit	Balance
(d)		5,000		5,000

Office Equipment No. 163				
Date	PR	Debit	Credit	Balance
(a)		5,750		5,750
(h)		950		6,700

Computer Equipment No. 164				
Date	PR	Debit	Credit	Balance
(a)		30,000		30,000
(f)		4,500		34,500

Building No. 170				
Date	PR	Debit	Credit	Balance
(c)		34,500		34,500

Land No. 172				
Date	PR	Debit	Credit	Balance
(b)		22,000		22,000

Accounts Payable No. 201				
Date	PR	Debit	Credit	Balance
(h)			950	950
(j)			580	1,530
(m)		950		580

Notes Payable No. 250				
Date	PR	Debit	Credit	Balance
(b)			17,000	17,000
(f)			3,700	20,700

Common Stock No. 307				
Date	PR	Debit	Credit	Balance
(a)			100,750	100,750

Dividends No. 319				
Date	PR	Debit	Credit	Balance
(o)		6,230		6,230

Fees Earned No. 402				
Date	PR	Debit	Credit	Balance
(e)			4,600	4,600
(g)			4,250	8,850
(i)			10,200	19,050

Wages Expense No. 601				
Date	PR	Debit	Credit	Balance
(l)		1,800		1,800
(p)		1,800		3,600

Computer Rental Expense No. 602				
Date	PR	Debit	Credit	Balance
(j)		580		580

Advertising Expense No. 603				
Date	PR	Debit	Credit	Balance
(q)		750		750

Repairs Expense No. 604				
Date	PR	Debit	Credit	Balance
(n)		608		608



**Problem 2-2B (Concluded)**

**Part 3**

<b>SOFTWORKS</b>		
<b>Trial Balance</b>		
<b>April 30</b>		
	<b>Debit</b>	<b>Credit</b>
Cash .....	\$ 17,262	
Accounts receivable .....	9,350	
Prepaid insurance .....	5,000	
Office equipment .....	6,700	
Computer equipment .....	34,500	
Building .....	34,500	
Land .....	22,000	
Accounts payable .....		\$ 580
Notes payable .....		20,700
Common stock .....		100,750
Dividends .....	6,230	
Fees earned .....		19,050
Wages expense .....	3,600	
Computer rental expense .....	580	
Advertising expense .....	750	
Repairs expense .....	608	
Totals .....	<u>\$141,080</u>	<u>\$141,080</u>

## Problem 2-3B (90 minutes)

### Part 1

Nov. 1	Cash.....	101	30,000	
	Office Equipment.....	163	15,000	
	Common Stock .....	307		45,000
	<i>Owner invested cash &amp; equipment for stock.</i>			
2	Prepaid Rent .....	131	4,500	
	Cash.....	101		4,500
	<i>Prepaid six months' rent.</i>			
4	Office Equipment.....	163	2,500	
	Office Supplies .....	124	600	
	Accounts Payable.....	201		3,100
	<i>Purchased equipment and supplies on credit.</i>			
8	Cash.....	101	3,400	
	Services Revenue.....	403		3,400
	<i>Received cash for services.</i>			
12	Accounts Receivable .....	106	10,200	
	Services Revenue.....	403		10,200
	<i>Billed client for completed work.</i>			
13	Accounts Payable .....	201	3,100	
	Cash.....	101		3,100
	<i>Paid balance due on account.</i>			
19	Prepaid Insurance .....	128	1,800	
	Cash.....	101		1,800
	<i>Paid premium for 24 months of insurance.</i>			
22	Cash.....	101	5,200	
	Accounts Receivable .....	106		5,200
	<i>Collected part of amount owed by client.</i>			
24	Accounts Receivable .....	106	1,750	
	Services Revenue.....	403		1,750
	<i>Billed client for completed work.</i>			
28	Dividends .....	319	5,300	
	Cash.....	101		5,300
	<i>Paid cash for dividends.</i>			
29	Office Supplies .....	124	249	
	Accounts Payable.....	201		249
	<i>Purchased supplies on account.</i>			
30	Utilities Expense.....	690	831	
	Cash.....	101		831
	<i>Paid monthly utility bill.</i>			

**Problem 2-3B (Continued)****Part 2**

Cash				Acct. No. 101	
Date	Explanation	PR	Debit	Credit	Balance
Nov. 1		G1	30,000		30,000
2		G1		4,500	25,500
8		G1	3,400		28,900
13		G1		3,100	25,800
19		G1		1,800	24,000
22		G1	5,200		29,200
28		G1		5,300	23,900
30		G1		831	23,069

Accounts Receivable				Acct. No. 106	
Date	Explanation	PR	Debit	Credit	Balance
Nov. 12		G1	10,200		10,200
22		G1		5,200	5,000
24		G1	1,750		6,750

Office Supplies				Acct. No. 124	
Date	Explanation	PR	Debit	Credit	Balance
Nov. 4		G1	600		600
29		G1	249		849

Prepaid Insurance				Acct. No. 128	
Date	Explanation	PR	Debit	Credit	Balance
Nov. 19		G1	1,800		1,800

Prepaid Rent				Acct. No. 131	
Date	Explanation	PR	Debit	Credit	Balance
Nov. 2		G1	4,500		4,500

Office Equipment				Acct. No. 163	
Date	Explanation	PR	Debit	Credit	Balance
Nov. 1		G1	15,000		15,000
4		G1	2,500		17,500

Accounts Payable				Acct. No. 201	
Date	Explanation	PR	Debit	Credit	Balance
Nov. 4		G1		3,100	3,100
13		G1	3,100		0
29		G1		249	249

**Problem 2-3B (Continued)**

Common Stock				Acct. No. 307	
Date	Explanation	PR	Debit	Credit	Balance
Nov. 1		G1		45,000	45,000

Dividends				Acct. No. 319	
Date	Explanation	PR	Debit	Credit	Balance
Nov. 28		G1	5,300		5,300

Services Revenue				Acct. No. 403	
Date	Explanation	PR	Debit	Credit	Balance
Nov. 8		G1		3,400	3,400
12		G1		10,200	13,600
24		G1		1,750	15,350

Utilities Expense				Acct. No. 690	
Date	Explanation	PR	Debit	Credit	Balance
Nov. 30		G1	831		831

**Part 3**

ZUCKER MANAGEMENT SERVICES			
Trial Balance			
November 30			
	Debit	Credit	
Cash.....	\$23,069		
Accounts receivable .....	6,750		
Office supplies.....	849		
Prepaid insurance .....	1,800		
Prepaid rent .....	4,500		
Office equipment .....	17,500		
Accounts payable.....		\$ 249	
Common stock .....		45,000	
Dividends .....	5,300		
Services revenue.....		15,350	
Utilities expense .....	831		
Totals.....	<u>\$60,599</u>	<u>\$60,599</u>	

**Problem 2-4B (90 minutes)****Part 1**

a.	Cash.....	101	35,000	
	Office Equipment.....	163	11,000	
	Common Stock .....	307		46,000
	<i>Owner invested cash &amp; equipment for stock.</i>			
b.	Land.....	172	7,500	
	Building .....	170	40,000	
	Cash .....	101		15,000
	Notes Payable .....	250		32,500
	<i>Purchased land and building with cash and note payable.</i>			
c.	Office Supplies .....	108	500	
	Accounts Payable .....	201		500
	<i>Purchased office supplies on account.</i>			
d.	Automobiles.....	164	8,000	
	Common Stock.....	307		8,000
	<i>Owner contributed automobile to business for additional stock.</i>			
e.	Office Equipment.....	163	1,200	
	Accounts Payable .....	201		1,200
	<i>Purchased office equipment on account.</i>			
f.	Salaries Expense.....	601	1,000	
	Cash .....	101		1,000
	<i>Paid assistant's salary.</i>			
g.	Cash.....	101	3,200	
	Fees Earned.....	402		3,200
	<i>Provided services for cash.</i>			
h.	Utilities Expense.....	602	540	
	Cash .....	101		540
	<i>Paid cash for utilities.</i>			

## Problem 2-4B

### Part 1—Concluded

i.	Accounts Payable .....	201	500	
	Cash .....	101		500
	<i>Paid cash on account.</i>			
j.	Office Equipment.....	163	3,400	
	Cash .....	101		3,400
	<i>Purchased equipment for cash.</i>			
k.	Accounts Receivable .....	106	4,200	
	Fees Earned.....	402		4,200
	<i>Provided services on account.</i>			
l.	Salaries Expense .....	601	1,000	
	Cash .....	101		1,000
	<i>Paid assistant's salary.</i>			
m.	Cash.....	101	2,200	
	Accounts Receivable.....	106		2,200
	<i>Received cash due on account.</i>			
n.	Dividends .....	319	1,100	
	Cash .....	101		1,100
	<i>Paid cash for dividends.</i>			

## Problem 2-4B (Continued) Part 2

Cash No. 101				
Date	PR	Debit	Credit	Balance
(a)		35,000		35,000
(b)			15,000	20,000
(f)			1,000	19,000
(g)		3,200		22,200
(h)			540	21,660
(i)			500	21,160
(j)			3,400	17,760
(l)			1,000	16,760
(m)		2,200		18,960
(n)			1,100	17,860

Accounts Receivable No. 106				
Date	PR	Debit	Credit	Balance
(k)		4,200		4,200
(m)			2,200	2,000

Office Supplies No. 108				
Date	PR	Debit	Credit	Balance
(c)		500		500

Office Equipment No. 163				
Date	PR	Debit	Credit	Balance
(a)		11,000		11,000
(e)		1,200		12,200
(j)		3,400		15,600

Automobiles No. 164				
Date	PR	Debit	Credit	Balance
(d)		8,000		8,000

Building No. 170				
Date	PR	Debit	Credit	Balance
(b)		40,000		40,000

Land No. 172				
Date	PR	Debit	Credit	Balance
(b)		7,500		7,500

Accounts Payable No. 201				
Date	PR	Debit	Credit	Balance
(c)			500	500
(e)			1,200	1,700
(i)		500		1,200

Notes Payable No. 250				
Date	PR	Debit	Credit	Balance
(b)			32,500	32,500

Common Stock No. 307				
Date	PR	Debit	Credit	Balance
(a)			46,000	46,000
(d)			8,000	54,000

Dividends No. 319				
Date	PR	Debit	Credit	Balance
(n)		1,100		1,100

Fees Earned No. 402				
Date	PR	Debit	Credit	Balance
(g)			3,200	3,200
(k)			4,200	7,400

Salaries Expense No. 601				
Date	PR	Debit	Credit	Balance
(f)		1,000		1,000
(l)		1,000		2,000

Utilities Expense No. 602				
Date	PR	Debit	Credit	Balance
(h)		540		540

**Problem 2-4B (Concluded)****Part 3**

<b>NUNCIO CONSULTING</b>		
<b>Trial Balance</b>		
<b>June 30</b>		
	<b>Debit</b>	<b>Credit</b>
<b>Cash .....</b>	<b>\$17,860</b>	
<b>Accounts receivable .....</b>	<b>2,000</b>	
<b>Office supplies.....</b>	<b>500</b>	
<b>Office equipment .....</b>	<b>15,600</b>	
<b>Automobiles.....</b>	<b>8,000</b>	
<b>Building .....</b>	<b>40,000</b>	
<b>Land .....</b>	<b>7,500</b>	
<b>Accounts payable.....</b>		<b>\$ 1,200</b>
<b>Notes payable .....</b>		<b>32,500</b>
<b>Common stock .....</b>		<b>54,000</b>
<b>Dividends .....</b>	<b>1,100</b>	
<b>Fees earned .....</b>		<b>7,400</b>
<b>Salaries expense .....</b>	<b>2,000</b>	
<b>Utilities expense .....</b>	<b>540</b>	
<b>Total .....</b>	<b><u>\$95,100</u></b>	<b><u>\$95,100</u></b>



**Problem 2-5B (60 minutes)**

**Part 1**

TAMA CO. Balance Sheet December 31, 2016			
Assets		Liabilities	
Cash .....	\$ 30,000	Accounts payable .....	\$ 4,000
Accounts receivable .....	35,000		
Office supplies .....	8,000		
Office equipment.....	40,000		
Machinery .....	<u>28,000</u>	<b>Equity</b>	
Total assets .....	<u>\$141,000</u>	Total equity.....	<u>137,000</u>
		Total liabilities & equity.....	<u>\$141,000</u>

TAMA CO. Balance Sheet December 31, 2017			
Assets		Liabilities	
Cash .....	\$ 5,000	Accounts payable .....	\$ 12,000
Accounts receivable .....	25,000	Note payable.....	<u>250,000</u>
Office supplies .....	13,500	Total liabilities .....	<u>262,000</u>
Office equipment.....	40,000		
Machinery .....	28,500		
Building.....	250,000	<b>Equity</b>	
Land .....	<u>50,000</u>	Total equity.....	<u>150,000</u>
Total assets .....	<u>\$412,000</u>	Total liabilities & equity.....	<u>\$412,000</u>

**Part 2**

**Computation of 2017 net income:**

Owner investment .....	\$ 5,000
Add net income .....	?
Deduct dividends .....	<u>(3,000)</u>
Increase in equity during 2017* .....	<u>\$ 13,000*</u>

**Thus, net income = (\$13,000 + \$3,000 - \$5,000) = \$ 11,000**

\* Computation of 2017 equity increase:

Equity, December 31, 2016 .....	\$137,000
Plus net income (or less net loss).....	<u>?</u>
Equity, December 31, 2017 .....	\$150,000
Thus, there is an increase in equity during 2017 .....	<u>\$ 13,000</u>

**Part 3**

**Debt ratio = \$262,000 / \$412,000 = 63.6%**

**Problem 2-6B (35 minutes)**

**Part 1**

GOULD SOLUTIONS Trial Balance April 30		
	Debit	Credit
Cash.....	\$20,000	
Office supplies.....	750	
Prepaid rent .....	1,800	
Office equipment .....	12,250	
Accounts payable.....		\$12,250
Common stock .....		15,000
Dividends .....	5,200	
Consulting fees earned.....		20,400
Miscellaneous expenses .....	7,650	
Totals .....	<u>\$47,650</u>	<u>\$47,650</u>

**Part 2**

Cash			
(a)	15,000	(b)	1,800
(f)	20,400	(c)	7,650
		(d)	750
		(g)	5,200
Balance	20,000		

- Transactions *a* through *g* coded in T-account:
- (a) R.Gould, the owner, invested \$15,000 cash in the business in exchange for stock.
  - (b) Paid \$1,800 cash for monthly rent expense for April.
  - (c) Paid \$7,650 cash for miscellaneous expenses.
  - (d) Purchased office supplies for \$750 cash.
  - (e) Purchased \$12,250 of office equipment on credit (with accounts payable)—no cash effect; thus, not listed in T-account.
  - (f) Received \$20,400 cash for consulting services provided in April.
  - (g) Paid \$5,200 cash for dividends.

## Serial Problem — SP 2

### Part 1 (120 minutes) Serial Problem, Business Solutions

2017

Oct. 1	Cash.....	101	45,000	
	Office Equipment.....	163	8,000	
	Computer Equipment.....	167	20,000	
	Common Stock.....	307		73,000
	<i>Owner invests cash &amp; equipment for stock.</i>			
2	Prepaid Rent .....	131	3,300	
	Cash .....	101		3,300
	<i>Paid four months' rent in advance.</i>			
3	Computer Supplies .....	126	1,420	
	Accounts Payable .....	201		1,420
	<i>Purchased supplies on credit.</i>			
5	Prepaid Insurance .....	128	2,220	
	Cash .....	101		2,220
	<i>Paid 12 months' premium in advance.</i>			
6	Accounts Receivable .....	106	4,800	
	Computer Services Revenue .....	403		4,800
	<i>Billed customer for services.</i>			
8	Accounts Payable .....	201	1,420	
	Cash .....	101		1,420
	<i>Paid balance due on account payable.</i>			
10	<i>No entry necessary in the journal.</i>			
12	Accounts Receivable .....	106	1,400	
	Computer Services Revenue .....	403		1,400
	<i>Billed customer for services.</i>			
15	Cash.....	101	4,800	
	Accounts Receivable .....	106		4,800
	<i>Collected accounts receivable.</i>			
17	Repairs Expense—Computer.....	684	805	
	Cash .....	101		805
	<i>Paid for computer repairs.</i>			
20	Advertising Expense.....	655	1,728	
	Cash .....	101		1,728
	<i>Purchased ads in local newspaper.</i>			
22	Cash.....	101	1,400	
	Accounts Receivable .....	106		1,400
	<i>Collected accounts receivable.</i>			

**Serial Problem, Business Solutions (Continued)**

28	Accounts Receivable .....	106	5,208	
	Computer Services Revenue .....	403		5,208
	<i>Billed customer for services.</i>			
31	Wages Expense .....	623	875	
	Cash .....	101		875
	<i>Paid employee for part-time work.</i>			
31	Dividends .....	319	3,600	
	Cash .....	101		3,600
	<i>Paid cash for dividends.</i>			
Nov. 1	Mileage Expense .....	676	320	
	Cash .....	101		320
	<i>Reimbursed Rey for mileage.</i>			
2	Cash.....	101	4,633	
	Computer Services Revenue .....	403		4,633
	<i>Collected cash revenue from client.</i>			
5	Computer Supplies .....	126	1,125	
	Cash .....	101		1,125
	<i>Purchased computer supplies for cash.</i>			
8	Accounts Receivable .....	106	5,668	
	Computer Services Revenue .....	403		5,668
	<i>Billed customer for services.</i>			
13	<i>No entry necessary. (No revenue recognized until work performed.)</i>			
18	Cash.....	101	2,208	
	Accounts Receivable.....	106		2,208
	<i>Collected accounts receivable.</i>			
22	Miscellaneous Expenses .....	677	250	
	Cash .....	101		250
	<i>Record donation. (Some companies use a Donations account.)</i>			
24	Accounts Receivable .....	106	3,950	
	Computer Services Revenue .....	403		3,950
	<i>Billed customer for services.</i>			
25	<i>No entry necessary.</i>			
28	Mileage Expense .....	676	384	
	Cash .....	101		384
	<i>Reimbursed Rey for mileage.</i>			
30	Wages Expense .....	623	1,750	
	Cash .....	101		1,750
	<i>Paid employee for part-time work.</i>			
30	Dividends .....	319	2,000	
	Cash .....	101		2,000
	<i>Paid cash for dividends.</i>			

# Serial Problem, Business Solutions (Continued)

## Part 2

### General Ledger accounts

Cash				Acct. No. 101	
Date	Explanation	PR	Debit	Credit	Balance
Oct. 1			45,000		45,000
2				3,300	41,700
5				2,220	39,480
8				1,420	38,060
15			4,800		42,860
17				805	42,055
20				1,728	40,327
22			1,400		41,727
31				875	40,852
31				3,600	37,252
Nov. 1				320	36,932
2			4,633		41,565
5				1,125	40,440
18			2,208		42,648
22				250	42,398
28				384	42,014
30				1,750	40,264
30				2,000	38,264

Accounts Receivable				Acct. No. 106	
Date	Explanation	PR	Debit	Credit	Balance
Oct. 6			4,800		4,800
12			1,400		6,200
15				4,800	1,400
22				1,400	0
28			5,208		5,208
Nov. 8			5,668		10,876
18				2,208	8,668
24			3,950		12,618

Computer Supplies				Acct. No. 126	
Date	Explanation	PR	Debit	Credit	Balance
Oct. 3			1,420		1,420
Nov. 5			1,125		2,545

**Serial Problem, Business Solutions (*Continued*)**

Prepaid Insurance				Acct. No. 128	
Date	Explanation	PR	Debit	Credit	Balance
Oct. 5			2,220		2,220

Prepaid Rent				Acct. No. 131	
Date	Explanation	PR	Debit	Credit	Balance
Oct. 2			3,300		3,300

Office Equipment				Acct. No. 163	
Date	Explanation	PR	Debit	Credit	Balance
Oct. 1			8,000		8,000

Computer Equipment				Acct. No. 167	
Date	Explanation	PR	Debit	Credit	Balance
Oct. 1			20,000		20,000

Accounts Payable				Acct. No. 201	
Date	Explanation	PR	Debit	Credit	Balance
Oct. 3				1,420	1,420
8			1,420		0

Common Stock				Acct. No. 307	
Date	Explanation	PR	Debit	Credit	Balance
Oct. 1				73,000	73,000

Dividends				Acct. No. 319	
Date	Explanation	PR	Debit	Credit	Balance
Oct. 31			3,600		3,600
Nov. 30			2,000		5,600

**Serial Problem, Business Solutions (Concluded)**

Computer Services Revenue				Acct. No. 403	
Date	Explanation	PR	Debit	Credit	Balance
Oct. 6				4,800	4,800
12				1,400	6,200
28				5,208	11,408
Nov. 2				4,633	16,041
8				5,668	21,709
24				3,950	25,659

Wages Expense				Acct. No. 623	
Date	Explanation	PR	Debit	Credit	Balance
Oct. 31			875		875
Nov. 30			1,750		2,625

Advertising Expense				Acct. No. 655	
Date	Explanation	PR	Debit	Credit	Balance
Oct. 20			1,728		1,728

Mileage Expense				Acct. No. 676	
Date	Explanation	PR	Debit	Credit	Balance
Nov. 1			320		320
28			384		704

Miscellaneous Expenses				Acct. No. 677	
Date	Explanation	PR	Debit	Credit	Balance
Nov. 22			250		250

Repairs Expense—Computer				Acct. No. 684	
Date	Explanation	PR	Debit	Credit	Balance
Oct. 17			805		805

## Serial Problem, Business Solutions (*Continued*)

### Part 3

BUSINESS SOLUTIONS Trial Balance November 30		
	Debit	Credit
Cash.....	\$38,264	
Accounts receivable .....	12,618	
Computer supplies.....	2,545	
Prepaid insurance .....	2,220	
Prepaid rent .....	3,300	
Office equipment .....	8,000	
Computer equipment .....	20,000	
Accounts payable.....		\$ 0
Common stock .....		73,000
Dividends .....	5,600	
Computer services revenue .....		25,659
Wages expense .....	2,625	
Advertising expense .....	1,728	
Mileage expense.....	704	
Miscellaneous expense .....	250	
Repairs expense—Computer .....	805	
Totals .....	<u>\$98,659</u>	<u>\$98,659</u>



## Reporting in Action — BTN 2-1

1. Apple reports (\$ millions):  
\$171,124 in liabilities at September 26, 2015.  
\$120,292 in liabilities at September 27, 2014.
2. Apple reports (\$ millions):  
\$290,479 in assets at September 26, 2015.  
\$231,839 in assets at September 27, 2014.
3. \$ millions:  
As of September 26, 2015 Debt Ratio =  $\$171,124 / \$290,479 = 58.9\%$   
As of September 27, 2014 Debt Ratio =  $\$120,292 / \$231,839 = 51.9\%$
4. Apple employed more financial leverage as of September 26, 2015, when 58.9% of its assets were financed by debt, relative to September 27, 2014, when 51.9% of its assets were financed by debt. Consequently, its financing structure was more risky in its fiscal 2015 in comparison to its fiscal 2014.
5. Solution depends on the financial statements accessed.

## Comparative Analysis — BTN 2-2

1. Apple (\$ millions)  
Current year debt ratio:  $\$171,124 / \$290,479 = 58.9\%$   
Prior year debt ratio:  $\$120,292 / \$231,839 = 51.9\%$
2. Google (\$ millions)  
Current year debt ratio:  $\$27,130 / \$147,461 = 18.4\%$   
Prior year debt ratio:  $\$25,327 / \$129,187 = 19.6\%$
3. Apple has the higher degree of financial leverage. Apple's debt ratio is markedly higher for the current year than that of Google (58.9% vs. 18.4%). This indicates that Apple carries more debt financing than Google. This also implies that Apple is attempting to use nonowner financing to make more money for its owners. This is fine provided Apple's return does not decline below that of what it pays nonowners for use of that money— this is the main source of financing risk.

## **Ethics Challenge — BTN 2-3**

**This case involves a conflict between the need for efficiency and the need for control. While it makes sense to take and process lunch orders quickly, this efficiency is being accomplished by a shortcut that greatly weakens control over cash receipts. Cash could be received and lost or stolen because there would be no initial record of how much was received.**

**The assistant manager's explanation about the head manager not arriving until 3 o'clock suggests that the head manager doesn't know about the proposed shortcut. Thus, the new employee is faced with the dilemma of deciding whether to accept the assistant manager's instructions, suggest to the assistant manager that the shortcut seems wrong, or to ask the head manager to confirm the instructions. Each of these alternatives involves personal risk.**

**It is possible that the assistant manager does not understand the potential for fraud and abuse if this shortcut is used. If the relationship between you and the assistant manager is such that you feel you can do so, you should explain your understanding of how the shortcut could lead to the problems of inaccurate records for tax purposes, gathering inaccurate marketing information, and abuse by other employees who might not be as honest as you and the assistant manager.**

**If the assistant manager insists, you may want to work as instructed to get an idea of whether the shortcut is being abused by the assistant manager and perhaps to find out discreetly whether the head manager knows about it. (Although, this behavior does involve personal risk of perceived collusion with the assistant manager.) If you conclude that the assistant manager is committing fraud, you should report the situation to the head manager as quickly as possible.**

MEMORANDUM

To: Lila Corentine  
From: \_\_\_\_\_  
Subject: Financial statements explanation  
Date: \_\_\_\_\_

The four major financial statements and their purposes are:

- *Income statement* describes a company's revenues and expenses along with the resulting net income or loss over a period of time. It helps explain how equity changes during a period due to earnings activities.
- *Statement of retained earnings* explains changes in retained earnings due to net income (or net loss) and any dividends over a period of time.
- *Statement of cash flows* identifies cash inflows (receipts) and outflows (payments) over a period of time. It also explains how the cash balance on the balance sheet changed from the beginning to the end of a period.
- *Balance sheet* describes a company's financial position (assets, liabilities, and equity) at a point in time.

These financial statements are linked to each other across time.

Specifically, a balance sheet reports an organization's financial position at a *point in time*. The income statement, statement of retained earnings, and statement of cash flows report on performance over a *period of time*. These three statements link balance sheets from the beginning to the end of a reporting period. That is, they explain how the financial position of an organization changes from one point to another.

## Taking It to the Net — BTN 2-5

1. The prior three years' net income or (loss) for Amazon are (\$ millions):  
     2014 = \$ (241)                      2013 = \$ 274                      2012 = \$ (39)
2. The three years net cash *provided* by operations follows (\$ millions):  
     2014 = \$6,842                      2013 = \$5,475                      2012 = \$4,180
3. In 2014, Amazon had net loss of \$(241) million and operating cash flows of \$6,842 million; and, in that same year, total net cash increased by only \$5,899 million (see its statement of cash flows).

The reason its cash balance only increased by \$5,899 million in 2014 was because of cash outflows of \$5,065 million for its investing activities (and further reduced by \$310 million related to foreign currency effects). Those uses of cash absorbed much of the cash generated by its operating activities. A large part of those cash outflows was tied to its investments in securities and its other purchases and acquisitions.

## Teamwork in Action — BTN 2-6

*<Instructor note: There is no specific solution to this activity.>*

The following sample solution gives a summary outline of what a minimum report needs to include. Assume a team member selects assets:

### **Category: Assets**

- a. Increases (decreases) in assets are debits (credits) to asset accounts. Debit means left side, credit means right side. The normal side of an account refers to the side where increases are recorded. For assets, this is the debit, or left, side.
- b. Owner investment of \$10,000 cash in business in exchange for stock.
- c.     Assets   = Liabilities + Common Stock – Dividends + Revenues – Expenses  
       + \$10,000 =     \$0     +     \$10,000     –     \$0     +     \$0     –     \$0  
       Owner investments have no effect on the income statement, but they do increase the cash flows from financing by \$10,000 on the statement of cash flows (this increases its net cash flow).
- d. Paid rent expense with \$2,000 cash.
- e.     Assets   = Liabilities + Common Stock – Dividends + Revenues – Expenses  
       - \$2,000 =     \$0     +     \$0     –     \$0     +     \$0     –     \$2,000  
       An expense paid in cash will decrease net income on the income statement and decrease operating cash flows on the statement of cash flows.

## **Entrepreneurial Decision — BTN 2-7**

There are several issues that this entrepreneurial owner should consider. Those considerations include the following three issues (among others):

- If she chooses to contribute her own funds for the expansion, she will be risking her own money, but she will not have the expense of interest payments, nor will she have the risk of the inability to repay a loan.
- If she chooses to borrow, she will have interest and loan payments to make, and she will have more risk (as reflected in her company's debt ratio).
- If she can pay the interest and loan payments, it can be to her advantage to borrow, as long as her return on assets is high enough (that is, higher than the rate of interest on the borrowings).

## Entrepreneurial Decision — BTN 2-8

1.

### MARTIN MUSIC SERVICES Balance Sheet December 31, 2017

<b>Assets</b>		<b>Liabilities</b>	
Cash.....	\$ 3,600	Accounts payable.....	\$ 2,200
Accounts receivable .....	9,600	Unearned lesson fees .....	<u>15,600</u>
Prepaid insurance .....	1,500	Total liabilities .....	17,800
Prepaid rent .....	9,400		
Store supplies.....	6,600		
Equipment .....	<u>50,000</u>		
Total assets.....	<u>\$80,700</u>		
		<b>Equity</b>	
		Total equity .....	<u>62,900</u>
		Total liabilities and equity ....	<u>\$80,700</u>

2.

Debt ratio = Total liabilities / Total assets = \$17,800 / \$80,700 = 22.1%

Return on assets = Net income/Average assets = \$40,000/\$80,700\* = 49.6%

\*Ending balance is used per instructions ("assume average assets equal its ending balance").

3. The prospects of a bank loan are likely to be good. (i) The debt ratio indicates that 78% of the company's funding is from equity. Also, there are no debt obligations requiring periodic payments. This implies low risk. (ii) The level of return on assets is very high. This implies good return.

Overall, given the information and the assumption that current performance will continue into the future, the prospects of a bank loan are good.

Note: The loan does carry some risk—fueling this risk are (i) poor recordkeeping, (ii) lack of information on growth potential, and (iii) a much higher pro forma debt ratio—that is, if the loan is granted, the debt ratio will jump to 43%, computed as:

$$(\$17,800 + \$30,000) / (\$80,700 + \$30,000).$$

## **Hitting the Road — BTN 2-9**

Findings will vary. It is advisable that the instructor obtain a few classified sections from newspapers that were published over the period of the assignment. If student reports lack responses for question 2, it is informative and motivating to bring these (accounting-related job opportunities) sections to class when discussing or returning student reports as many students are not accounting majors.

## **Global Decision — BTN 2-10**

1. An analysis of return on assets suggests that Apple (20.4%) yields the greatest return on assets, followed by Google (11.8%), and then Samsung (8.1%), which yields the lowest return.
2. An analysis of the debt ratio suggests that Apple (at 58.9%) presents the greatest risk, followed by Samsung (26.1%), and then Google (18.4%) with the least risk. That is, Apple carries the most debt, and debt must be repaid with principal and interest. The lower debt levels of Google and Samsung result in less risk in that their contractually required payments are less as a percent of their respective asset bases.
3. In this case, there is no clear answer based on these two ratios alone. Apple has a relatively higher return on assets but also the highest debt ratio. Google has the middle-level return (slightly higher return on assets compared to Samsung and substantially lower than that for Apple), but it has the lowest debt ratio. Samsung has the lowest return and the middle-level debt ratio. Overall, based on return on assets, Apple would warrant additional consideration for expanded investment; however, based on the debt ratio, Google would warrant additional consideration. Therefore, in this analysis of these three companies, we get a mixed inference from these two ratios (and further analysis is warranted, which we will illustrate over the next several chapters).





## CHAPTER 2

# ACCOUNTING FOR BUSINESS TRANSACTIONS

<b><u>Related Assignment Materials</u></b>					
<i>Student Learning Objectives</i>	<i>Questions</i>	<i>Quick Studies*</i>	<i>Exercises*</i>	<i>Problems*</i>	<i>Beyond the Numbers</i>
<b>Conceptual objectives:</b>					
C1. Explain the steps in processing transactions and the role of source documents.	3, 6, 9	2-1	2-1	2-6	2-3, 2-4, 2-6, 2-9
C2. Describe an account and its use in recording transactions.	1, 2, 14	2-2	2-2	2-5	2-4, 2-6
C3. Describe a ledger and a chart of accounts.		2-3	2-3, 2-16	2-1, 2-2, 2-3, 2-4, 2-6, GL 2-4, GL 2-5, GL 2-6, GL 2-7	
C4. Define <i>debits</i> and <i>credits</i> and explain their role in double-entry accounting.	7	2-4, 2-5, 2-10	2-4	2-1, 2-2, 2-3, GL 2-4, GL 2-5, GL 2-6	2-6
<b>Analytical objectives:</b>					
A1. Analyze the impact of transactions on accounts and financial statements.		2-7	2-5, 2-6, 2-9, 2-13, 2-15, 2-20	2-1, 2-2, 2-3, 2-4, 2-5, 2-6, SP GL 2-2, GL 2-4, GL 2-5, GL 2-6, GL 2-7, GL 2-8	2-1, 2-2, 2-4, 2-5, 2-6, 2-7, 2-8
A2. Compute the debt ratio and describe its use in analyzing financial condition.			2-22	2-5	2-1, 2-2, 2-7, 2-8, 2-10
<b>Procedural objectives:</b>					
P1. Record transactions in a journal and post entries to a ledger.	4, 5	2-6	2-7, 2-11, 2-12, 2-14 2-19, 2-21	2-1, 2-2, 2-3, 2-4, SP 2, GL 2-3, GL 2-4, GL 2-5, GL 2-6, GL 2-7, GL 2-8	
P2. Prepare and explain the use of a trial balance.	8	2-8	2-8, 2-10, 2-20, 2-21	2-1, 2-2, 2-3, 2-4, 2-5, SP, GL 2-4, GL 2-5, GL 2-6, GL 2-7, GL 2-8	
P3. Prepare financial statements from business transactions.	10, 11, 12, 13, 15, 16, 17	2-9	2-16, 2-17, 2-18, 2-19	2-5, ES-1, ES-2	2-4, 2-7, 2-8

***\*See additional information on next page that pertains to these quick studies, exercises and problems.***

***SP refers to the Serial Problem***

***GL refers to the General Ledger Problems***

***ES refers to Excel Simulations***

## **Additional Information on Related Assignment Material**

### **Connect**

Available on the instructor's course-specific website) repeats all numerical Quick Studies, all Exercises and Problems Set A. **Connect** also provides algorithmic versions for Quick Study, Exercises and Problems. It allows instructors to monitor, promote, and assess student learning. It can be used in practice, homework, or exam mode.

### **Connect Insight**

The first and only analytics tool of its kind, Connect Insight is a series of visual data displays that are each framed by an intuitive question and provide at-a-glance information regarding how an instructor's class is performing. Connect Insight is available through Connect titles.

### **General Ledger**

Assignable within Connect, General Ledger (GL) problems offer students the ability to see how transactions post from the general journal all the way through the financial statements. Critical thinking and analysis components are added to each GL problem to ensure understanding of the entire process. GL problems are auto-graded and provide instant feedback to the student.

### **Excel Simulations**

Assignable within Connect, Excel Simulations allow students to practice their Excel skills—such as basic formulas and formatting—within the context of accounting. These questions feature animated, narrated Help and Show Me tutorials (when enabled). Excel Simulations are auto-graded and provide instant feedback to the student.

## **Synopsis of Chapter Revisions**

- NEW opener – Soko and entrepreneurial assignment.
- Simplified discussion on analyzing and recording process.
- Streamlined discussion of classified vs. unclassified balance sheet.
- Enhanced explanation of computing equity.
- Enhanced Exhibit 2.4 to identify account categories.
- Improved summary of transactions in the ledger.
- Streamlined explanation of error correction in entries.
- New accounting quality box with reference to KPMG data.
- Revised sustainability section on cost savings for small business.
- Updated debt ratio analysis using Skechers.
- Added two Quick Study assignments.
- Updated Piaggio's (IFRS) balance sheet.

## **Chapter Outline**

## **Notes**

### **I. System of Accounts**

- A. Identify transaction from source document which identifies and describes transactions and events entering the accounting process.
- B. Analyze transaction using the accounting equation.
- C. Record relevant transactions and events in a journal.
- D. Post journal information to ledger accounts.
- E. Prepare and analyze trial balance and financial statements.

*Source documents* identify and describe transactions and events entering the accounting system.

### **II. The Account and its Analysis**

- A. An *account* is a record of increases and decreases in a specific asset, liability, equity, revenue, or expense.
- B. Account categories include:
  1. *Assets*—resources owned or controlled by a company that have future economic benefit. Examples include Cash, Accounts Receivable, Note Receivable, Prepaid Expenses, Prepaid Insurance, Supplies, Store Supplies, Equipment, Buildings, and Land.
  2. *Liabilities*—claims (by creditors) against assets, which means they are obligations to transfer assets or provide products or services to others. Examples include Accounts Payable, Note Payable, Unearned Revenues, and Accrued Liabilities.
    - a. Accounts Payable—verbal or implied promise to pay later usually arising from purchase of inventory or other assets.
    - b. Notes Payable—formal promise to pay usually indicated by signing a promissory note, to pay a future amount.
    - c. Unearned revenue—revenue collected before it is earned; before services or goods are provided.
    - d. Accrued liabilities—amounts owed that are not yet paid.
  3. *Equity*—owner's claim on company's assets is called *stockholders' equity* or *shareholders' equity*. Examples include Common stock, Dividends (decreases in equity). Revenues (results from providing goods or services; i.e. Sales, Fees Earned) increases equity. Expenses (results from assets or services used in operation; i.e. Supplies Expense) decreases equity.

### **III. Double-Entry Accounting**

- A. The *general ledger* or *ledger* (referred to as the *books*) is a collection of all accounts and their balances for an accounting system.
- B. The *chart of accounts* is a list of all accounts in the ledger with their identification numbers.

## **Chapter Outline**

## **Notes**

- C. A *T-account* represents a ledger account and is used to understand the effects of one or more transactions. Has shape like the letter T with

account title on top.

#### IV. Debits and Credits

- A. The *left* side of an account is called the *debit* side. A debit is an entry on the left side of an account.
- B. The *right* side of an account is called the *credit* side. A credit is an entry on the right side of an account.
- C. Accounts are *assigned balance sides* based on their classification or type.
- D. To *increase* an account, an amount is placed on the *balance side*, and to *decrease* an account, the amount is placed on the *side opposite its assigned balance side*.
- E. The *account balance* is the difference between the total debits and the total credits recorded in that account. When total debits exceed total credits the account has a debit balance. When total credits exceed total debits the account has a credit balance. When two sides are equal the account has a zero balance.

#### V. Double-Entry System—requires that each transaction affect, and be recorded in, at least two accounts. The total debits must equal total credits for each transaction.

- A. The assignment of balance sides (debit or credit) follows the accounting equation.
  - 1. *Assets* are on the *left side* of the equation; therefore, the left, or *debit*, side is the normal balance for assets.
  - 2. *Liabilities and equities* are on the *right side*; therefore, the right, or credit, side is the normal balance for liabilities and equity.
  - 3. *Dividends, revenues, and expenses* really are changes in equity, but it is necessary to set up temporary accounts for each of these items to accumulate data for statements. Dividends and expense accounts really represent decreases in equity; therefore, they are assigned debit balances. *Revenue* accounts really represent increases in equity; therefore, they are assigned credit balances.
- B. Three important rules for recording transactions in a double-entry accounting system are:
  - 1. Increases to assets are debits to the asset accounts. Decreases to assets are credits to the asset accounts.
  - 2. Increases to liabilities are credits to the liability accounts. Decreases to liabilities are debits to the liability accounts.
  - 3. Increases to equity are credits to the equity accounts. Decreases to equity are debits to the equity accounts.

## **Chapter Outline**

## **Notes**

### **VI. Journalizing and Posting Transactions**

A. Four steps in processing transactions are as follows:

*Journalizing*--The process of recording each transaction in a journal.

1. Identify transaction and source documents.
2. Analyze using the accounting equation. Apply double entry accounting to determine account to be debited and credited.
3. Record journal entry—recorded chronologically (A journal gives us a complete record of each transaction in one place.)
  - a. A *General Journal* is the most flexible type of journal because it can be used to record any type of transaction.
  - b. When a transaction is recorded in the General Journal, it is called a *journal entry*. A journal entry that affects more than two accounts is called a compound journal entry.
  - c. Each journal entry must contain equal debits and credits.
4. Posting Journal Entries to Ledger—transfer (or *post*) each entry from journal to ledger.
  - a. Debits are posted as debit, and credits as credits to the accounts identified in the journal entry.
  - b. Actual accounting systems use *balance column accounts* rather than T-accounts in the ledger.
  - c. A *balance column account* has debit and credit columns for recording entries and a third column for showing the balance of the account after each entry is posted.

**Note:** To see an illustration of analyzing, journalizing and posting of 16 basic transactions refer to the textbook.

### **VII. Trial Balance**

- A. A *trial balance* is a list of accounts and their balances (either debit or credit) at a point in time. Account balances are reported in their appropriate debit or credit columns of the trial balance.
- B. The trial balance tests for the equality of the debit and credit account balances as required by double-entry accounting.
- C. Preparing a Trial Balance: three steps to prepare a trial balance are as follows:
  1. List each account and its amount (from the ledger).
  2. Compute the total debit balances and the total credit balances.
  3. Verify (prove) total debit balances equal total credit balances.
- D. Searching for Errors: when a trial balance does not balance, an error has occurred and must be corrected. Follow these steps:
  1. Verify that the trial balance columns are correctly added.
  2. Verify that account balances are accurately entered from ledger.
  3. See whether a debit (or credit) balance is mistakenly listed in the trial balance as a credit (or debit).

## **Chapter Outline**

## **Notes**

4. Re-compute each account balance in the ledger.
5. Verify that each journal entry is properly posted.
6. Verify that the original journal entry has equal debits and credits.

(**Note:** Any errors must be located and corrected before preparing the financial statements. Financial Statements prepared from the trial balance are actually *unadjusted* statements. The purpose, content and format for each statement was presented in Chapter 1. The next chapter will address adjustments).

### **E. Presentation Issues**

1. Dollar signs are not used in journals and ledgers but do appear in financial statements and other reports such as a trial balance.
2. Usual practice on statements is to put dollar signs before the first and last number in each column.
3. Commas are optional except for financial reports where they are always used.
4. Companies commonly round in reports to the nearest dollar, or even higher levels.
5. Double rule the final total(s) on the financial statements.

## **VIII. Decision Analysis—Debt Ratio**

- A. Companies finance their assets with either liabilities or equity.
- B. A company that finances a relatively large portion of its assets with liabilities has a high degree of financial leverage.(greater risk)
- C. The debt ratio describes the relationship between a company's liabilities and assets. It is calculated as total liabilities divided by total assets.
- D. The debt ratio tells us how much (what percentage) of the assets are financed by creditors (non-owners), or liability financing. The higher this ratio, the more risk a company faces, because liabilities must be repaid and often require regular interest payments.

**VISUAL #2-1**

**THREE PARTS OF AN ACCOUNT**

(1) ACCOUNT TITLE	
Left Side called (2) DEBIT	Right Side called (3) CREDIT

**Rules for using accounts**

Accounts are assigned balance sides (Debit or Credit).

To increase any account, use the balance side.

To decrease any account, use the side opposite the balance.

**Finding account balances**

If total debits = total credits, the account balance is zero.

If total debits are greater than total credits, the account has a debit balance equal to the difference of the two totals.

If total credits are greater than total debits, the account has a credit balance equal to the difference of the two totals.



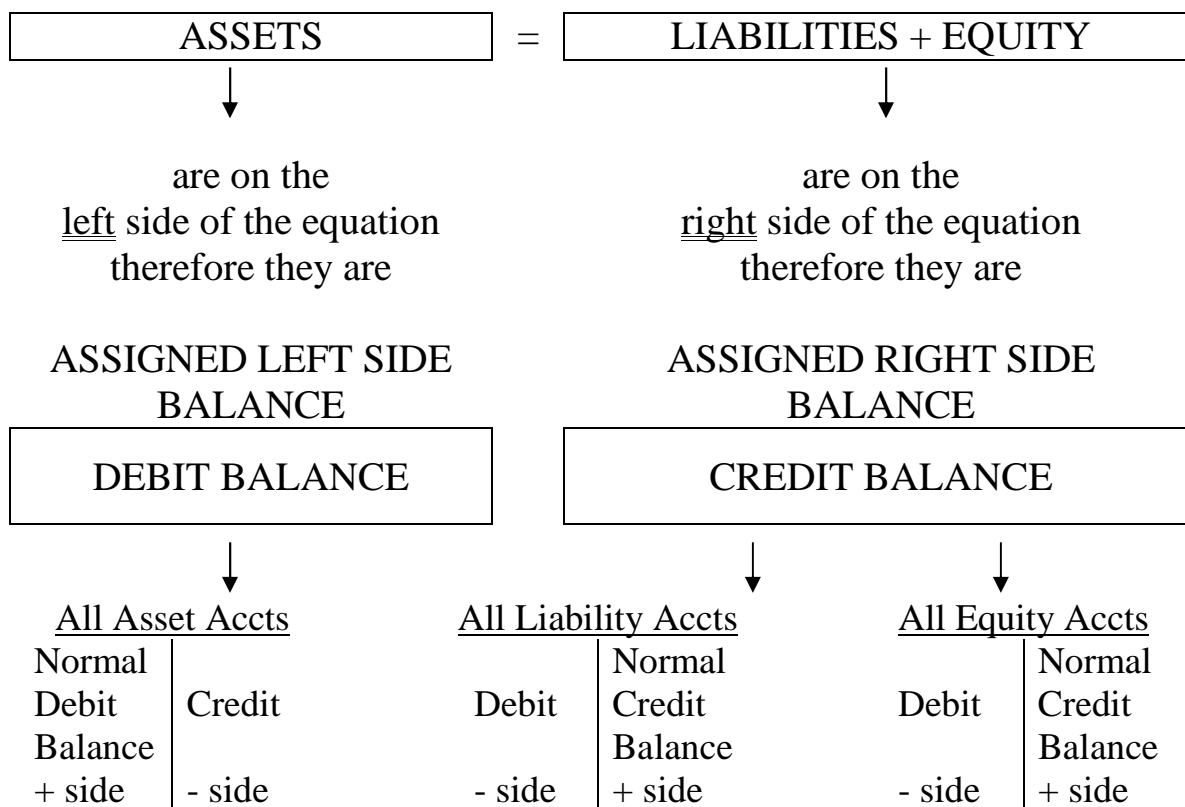


## VISUAL #2-2

## REAL ACCOUNTS

## ALL ACCOUNTS ARE ASSIGNED BALANCE SIDES

BALANCE SIDES FOR ASSETS, LIABILITIES, AND EQUITY ACCOUNTS ARE ASSIGNED BASED ON SIDE OF EQUATION THEY ARE ON.



\*In a sole proprietorship, there is only one equity account, which is called capital. For that reason, the terms equity and capital are often used interchangeably. With corporations, equity account are called Common Stock and Retained Earnings.



**VISUAL #2-3****TEMPORARY ACCOUNTS**

Temporary accounts are established to facilitate efficient accumulation of data for statements. Temporary accounts are established for withdrawals, each revenue, and each expense. *Temporary accounts are assigned balances based on how they affect equity.*

(Equity Account)

Common Stock and Retained Earnings

Debit - side	Credit <u>Balance</u> + side
-----------------	---------------------------------

Temporary Accounts

Dividends\*

Revenues

Expenses

Effect on equity? ↑E or ↓E

↓ E = Dr

↑ E = Cr

↓ E = Dr

Dividends Acct

Normal Debit Balance + side	Credit - side
--------------------------------------	------------------

All Revenue Accts

Normal Debit Balance + side	Credit - side
--------------------------------------	------------------

All Expense Accts

Normal Debit Balance + side	Credit - side
--------------------------------------	------------------

Note:

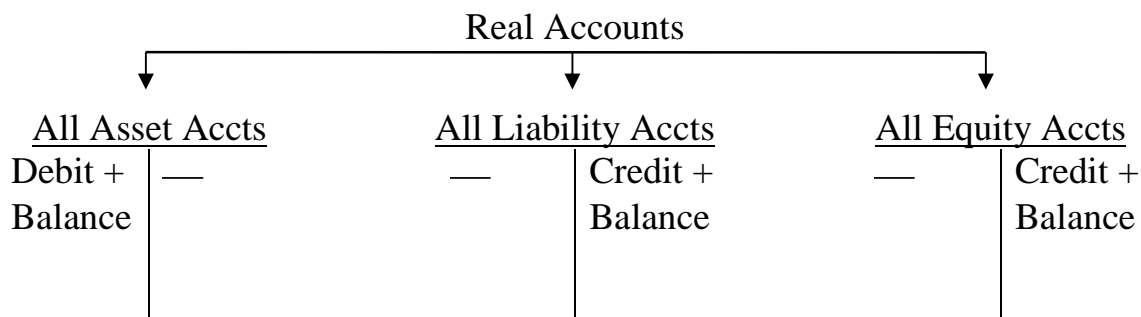
Transactions during the period always increase the balances of these temporary accounts since the transaction represent additional dividends, revenues, and expenses. We will later learn how to move these amounts back to the real account they affect → RETAINED EARNINGS. At the end of the accounting period, transferring withdrawals, revenues, and expenses back to capital is the main use for the decrease side of the temporary accounts.

\*The “Dividends” is the account title and the classification of account is a contra-equity.



## **VISUAL #2-4**

### **USING ACCOUNTS - SUMMARY**



#### **RULE REVIEW**

##### Transaction analysis rules

- Each transaction affects at least 2 accounts.
- Each transaction must have equal debits and credits.

##### General account use rules

- To increase any account, use balance side.
- To decrease any account, use side opposite the balance

Temporary Accounts

Dividend Account

Debit + Balance	—
--------------------	---

All Revenue Accounts

—	Credit + Balance
---	---------------------

All Expense Accounts

Debit + Balance	—
--------------------	---

## **Chapter 2 Alternate Demonstration Problem**

**Record the following transactions of Speedy Computer Service, owned by Bill Smith, for the month of March 2017.**

**March 1. Bill Smith invested \$3,000 cash in exchange for common stock.**

**15. Bill provided services and received cash amounting to \$5,400 from customers.**

**16. Purchased supplies on account, \$100.**

**17. Paid for gas and oil, \$800.**

**18. Paid salaries, 5,000.**

**21. Provided service on credit, \$600.**

**28. Bill provided services and received cash amounting to \$6,000.**

**29. Paid for truck and equipment rental, \$2,500.**

**30. Speedy Computer Service paid dividends of \$2,000.**

**Required:**

- 1. Record the above transactions in general journal form.**
- 2. Prepare a trial balance after posting the entries to t-accounts (you can make your own t-accounts).**
- 3. Prepare an income statement from trial balance.**
- 4. Prepare a statement of retained earnings from the trial balance and income statement.**
- 5. Prepare a balance sheet using the trial balance totals and the statement of retained earnings.**

**Explain why the company's cash balance does not agree with net income.**

**Chapter 2 Solution: Alternate Demonstration Problem****GENERAL JOURNAL**

<b>DATE</b>	<b>ACCOUNT TITLES AND EXPLANATION</b>	<b>P.R.</b>	<b>DEBIT</b>			<b>CREDIT</b>		
<b>March 1</b>	<b>Cash</b>		<b>3</b>	<b>0</b>	<b>00</b>			
	<b>Common Stock</b>					<b>3</b>	<b>0</b>	<b>00</b>
<b>15</b>	<b>Cash</b>		<b>5</b>	<b>4</b>	<b>00</b>			
	<b>Service Fees Earned</b>					<b>5</b>	<b>4</b>	<b>00</b>
<b>16</b>	<b>Supplies</b>		<b>1</b>	<b>0</b>	<b>00</b>			
	<b>Accounts Payable</b>						<b>1</b>	<b>00</b>
<b>17</b>	<b>Gas and Oil Expense</b>		<b>8</b>	<b>0</b>	<b>00</b>			
	<b>Cash</b>						<b>8</b>	<b>00</b>
<b>18</b>	<b>Salaries Expense</b>		<b>5</b>	<b>0</b>	<b>00</b>			
	<b>Cash</b>					<b>5</b>	<b>0</b>	<b>00</b>
<b>21</b>	<b>Accounts Receivable</b>		<b>6</b>	<b>0</b>	<b>00</b>			
	<b>Service Fees Earned</b>						<b>6</b>	<b>00</b>
<b>28</b>	<b>Cash</b>		<b>6</b>	<b>0</b>	<b>00</b>			
	<b>Service Fees Earned</b>					<b>6</b>	<b>0</b>	<b>00</b>
<b>29</b>	<b>Equipment Rental Expense</b>		<b>2</b>	<b>5</b>	<b>00</b>			
	<b>Cash</b>					<b>2</b>	<b>5</b>	<b>00</b>
<b>30</b>	<b>Dividends</b>		<b>2</b>	<b>0</b>	<b>00</b>			
	<b>Cash</b>					<b>2</b>	<b>0</b>	<b>00</b>



**Speedy Computer Service****Trial Balance****March 31, 2017**

Cash	4	1	0	0	00			
Accounts Receivable		6	0	0	00			
Supplies		1	0	0	00			
Accounts Payable						1	0	0 00
Common Stock						3	0	0 00
Dividends	2	0	0	0	00			
Service Fees Earned						1	2	0 0 0 00
Gas & Oil Expense		8	0	0	00			
Equipment Rental Expense	2	5	0	0	00			
Salaries Expense	5	0	0	0	00			
<b>Totals</b>	<b>1</b>	<b>5</b>	<b>1</b>	<b>0</b>	<b>00</b>	<b>1</b>	<b>5</b>	<b>1 0 0 00</b>

3.

**Speedy Computer Service****Income Statement****For the month ended March 31, 2017**

<b>Fees Earned .....</b>	<b>\$12,000</b>
<b>Expenses:</b>	
<b>Equipment Rental Expense .....</b>	<b>\$2,500</b>
<b>Gas &amp; Oil Expense .....</b>	<b>800</b>
<b>Salary Expense .....</b>	<b><u>5,000</u></b>
<b>Total expenses .....</b>	<b><u>8,300</u></b>
<b>Net income .....</b>	<b><u>\$ 3,700</u></b>

4. **Speedy Computer Service**  
**Statement of Retained Earnings**  
**For the month ended March 31, 2017**

<b>Beginning Retained Earnings</b>	<b>\$0</b>
<b>Add: Net Income</b>	<b><u>3,700</u></b>
<b>Total</b>	<b><u>3,700</u></b>
<b>Less: Dividends</b>	<b><u>2,000</u></b>
<b>Ending Retained Earnings</b>	<b><u>\$1,700</u></b>

---

5. **Speedy Computer Service**  
**Balance Sheet**  
**March 31, 2017**

<b>Assets</b>		<b>Liabilities and Owner's Equity</b>	
<b>Cash.....</b>	<b>\$4,100</b>	<b>Accounts payable .....</b>	<b>\$ 100</b>
<b>Accts Receivable.....</b>	<b>600</b>	<b>Common stock .....</b>	<b>3,000</b>
<b>Supplies .....</b>	<b><u>100</u></b>	<b>Retained earnings.....</b>	<b><u>1,700</u></b>
		<b>Total liabilities and</b>	
<b>Total Assets .....</b>	<b><u>\$4,800</u></b>	<b>equity .....</b>	<b><u>\$4,800</u></b>

6. First, note that the common stock (\$2,000) and cash dividend (\$2,000) affect the cash balance but do not affect the amount of net income earned during the period. Also, revenues in the amount of \$600 (March 21) are reflected in the net income figure, but have not yet been collected. As such, these revenues did not impact the cash balance.

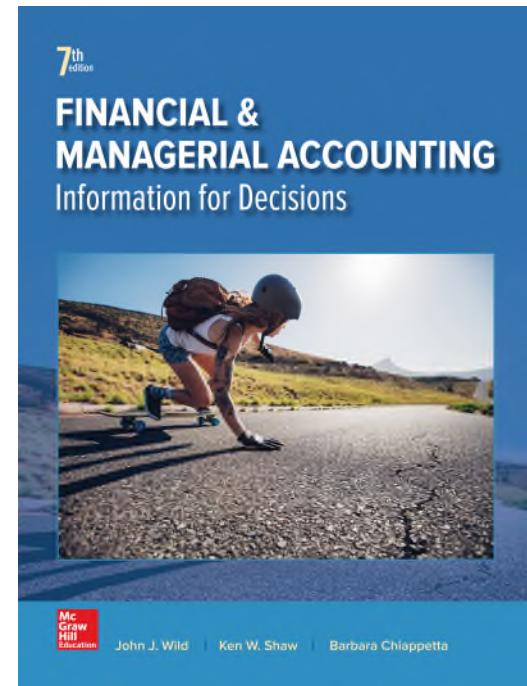
# Accounting for Business Transactions

## Chapter 2

**Wild, Shaw, and Chiappetta**

**Financial & Managerial Accounting**

**7th Edition**



©McGraw-Hill Education. All rights reserved. Authorized only for instructor use in the classroom. No reproduction or further distribution permitted without the prior written consent of McGraw-Hill Education.

# Chapter 2 Learning Objectives

## CONCEPTUAL

- C1** Explain the steps in processing transactions and the role of source documents.
- C2** Describe an account and its use in recording transactions.
- C3** Describe a ledger and a chart of accounts.
- C4** Define *debits* and *credits* and explain double-entry accounting.

## ANALYTICAL

- A1** Analyze the impact of transactions on accounts and financial statements.
- A2** Compute the debt ratio and describe its use in analyzing financial condition.

## PROCEDURAL

- P1** Record transactions in a journal and post entries to a ledger.
- P2** Prepare and explain the use of a trial balance.
- P3** Prepare financial statements from business transactions.

# Learning Objective

---

C1:

Explain the steps in processing transactions and the role of source documents.


---

# System of Accounts

Business transactions and events are the starting points of financial statements. Process from transactions to financial statements is as follows:

- Identify each transaction and event from source documents.
- Analyze each transaction and event using the accounting equation.
- Record relevant transactions and events in a journal.
- Post journal information to ledger accounts.
- Prepare and analyze the trial balance and financial statements.

# Source Documents



# Learning Objective

---

C2:

Describe an account and its use in recording transactions.

---



# The Account and Its Analysis

An **account** is a record of increases and decreases in a specific asset, liability, equity, revenue, or expense.

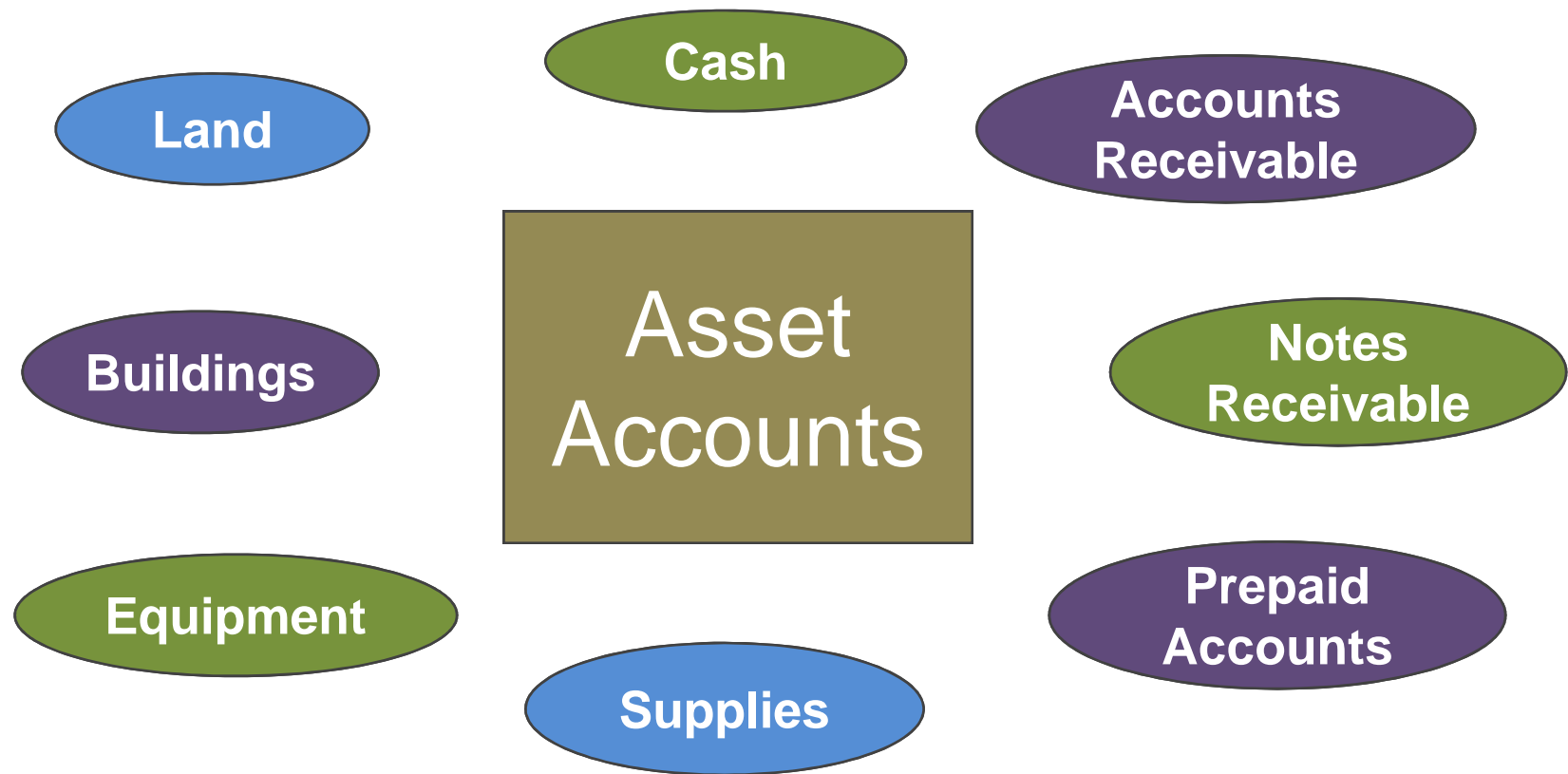
The **general ledger** is a record of all accounts used by the company.

# The Account and Its Analysis

Exhibit  
2.1



# Asset Accounts



# Liability Accounts

**Accounts  
Payable**

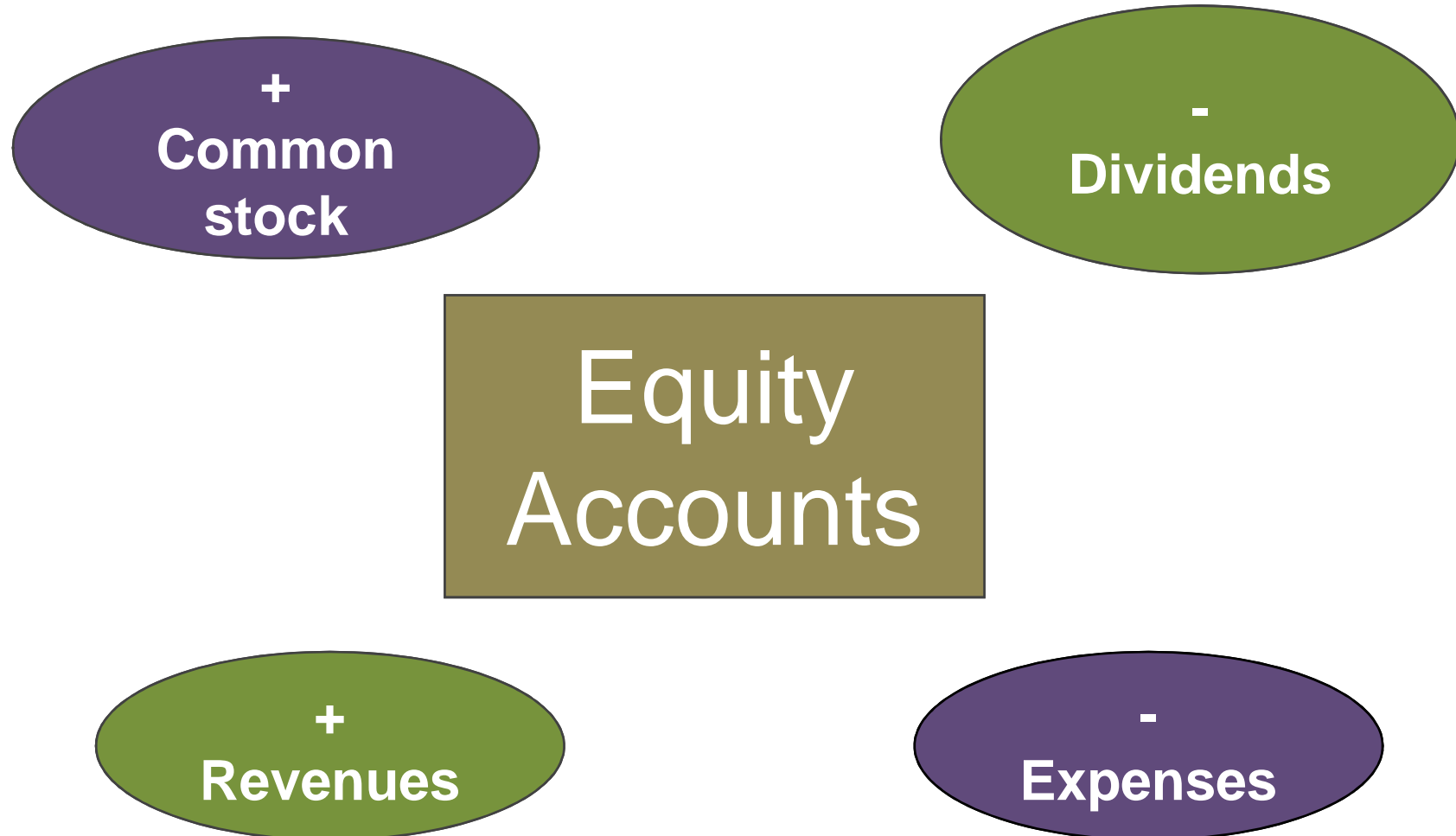
**Notes  
Payable**

**Liability  
Accounts**

**Accrued  
Liabilities**

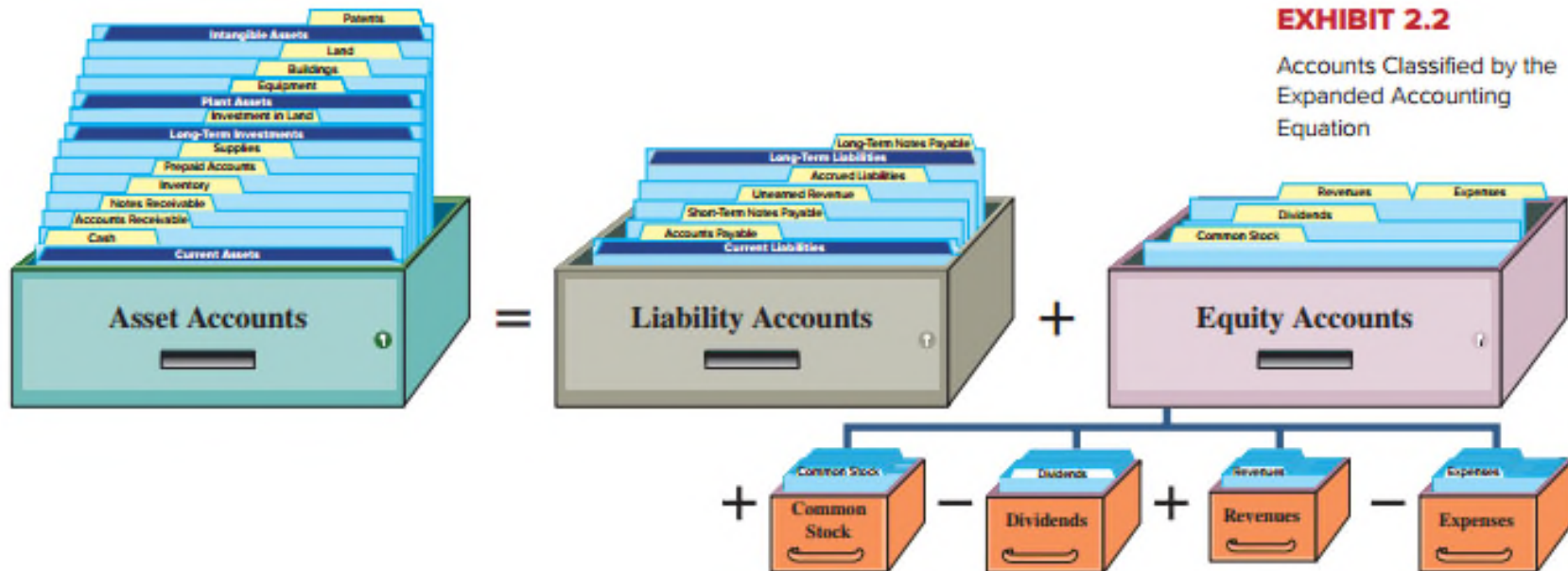
**Unearned  
Revenue**

# Equity Accounts



# The Account and Its Analysis

Revenues and common stock increases equity.  
Expenses and dividends decrease equity.



# Learning Objective

---

C3:  
Describe a ledger and chart of  
accounts.

---

# Ledger and Chart of Accounts

The ledger is a collection of all accounts for an accounting system. A company's size and diversity of operations affect the number of accounts needed.

The chart of accounts is a list of all accounts and includes an identifying number for each account.

Chart of Accounts		
Assets	Liabilities	Equity
101 Cash	201 Accounts payable	307 Common stock
106 Accounts receivable	236 Unearned consulting revenue	318 Retained earnings
126 Supplies		319 Dividends
128 Prepaid insurance		Revenues
167 Equipment		403 Consulting revenue
		406 Rental revenue
		Expenses
		622 Salaries expense
		637 Insurance expense
		640 Rent expense
		652 Supplies expense
		690 Utilities expense

Exhibit  
2.4



## NEED-TO-KNOW 2-1

Classify each of the following as assets (A), liabilities (L), or equity (EQ).

- |                          |                     |
|--------------------------|---------------------|
| 1) <u>(A) Asset</u>      | Prepaid Rent        |
| 2) <u>(EQ) Equity</u>    | Common stock        |
| 3) <u>(A) Asset</u>      | Note Receivable     |
| 4) <u>(L) Liability</u>  | Accounts Payable    |
| 5) <u>(A) Asset</u>      | Accounts Receivable |
| 6) <u>(A) Asset</u>      | Equipment           |
| 7) <u>(L) Liability</u>  | Interest Payable    |
| 8) <u>(L) Liability</u>  | Unearned Revenue    |
| 9) <u>(A) Asset</u>      | Land                |
| 10) <u>(A) Asset</u>     | Prepaid Insurance   |
| 11) <u>(L) Liability</u> | Wages Payable       |
| 12) <u>(L) Liability</u> | Rent Payable        |

**Key words to look for in account titles:**

Prepaid	Always an asset
Receivable	Always an asset
Payable	Always a liability
Unearned	Always a liability

**Learning Objective C1:** Explain the steps in processing transactions and the role of source documents.

**Learning Objective C2:** Describe an account and its use in recording transactions.

**Learning Objective C3:** Describe a ledger and chart of accounts .

# Learning Objective

---

C4:

Define debits and credits and  
explain double-entry  
accounting.

---

# Debits and Credits

A T-account represents a ledger account and is used to depict the effects of one or more transactions.

Account Title	
(Left side) <b>Debit</b>	(Right side) <b>Credit</b>

Exhibit  
2.5

# Double-Entry Accounting

$$\boxed{\text{Assets}} = \boxed{\text{Liabilities}} + \boxed{\text{Equity}}$$

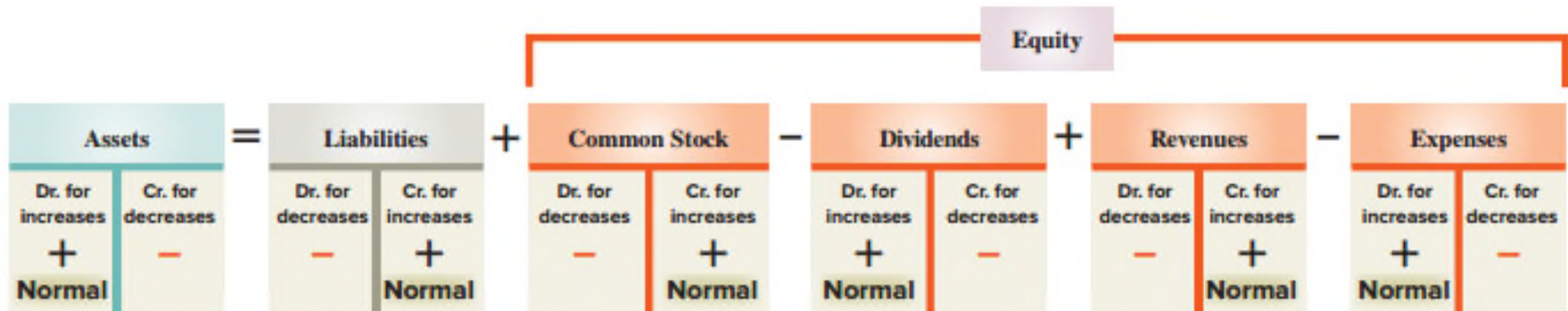
Exhibit  
2.6

Assets		=	Liabilities		+	Equity	
Debit for increases	Credit for decreases		Debit for decreases	Credit for increases		Debit for decreases	Credit for increases
+	—		—	+		—	+
Normal				Normal			Normal

# Double-Entry Accounting

Here is the expanded accounting equation showing the equity section.


**Exhibit  
2.7**



# Double-Entry Accounting

An account balance is the difference between the increases and decreases in an account. Notice the T-Account.

Exhibit  
2.8



Cash			
36,100	{	Receive investment by owner for stock	30,000
		Consulting services revenue earned	4,200
		Collection of account receivable	1,900
		Purchase of supplies	2,500
		Purchase of equipment	26,000
		Payment of rent	1,000
		Payment of salary	700
		Payment of account payable	900
		Payment of cash dividend	200
		31,300	
Balance		4,800	
36,100 – 31,300			

## NEED-TO-KNOW 2-2

Identify the normal balance (debit [Dr] or credit [Cr]) for each of the following accounts.

1) <u>Dr. Debit</u>	Prepaid Rent	7) <u>Cr. Credit</u>	Interest Payable
2) <u>Cr. Credit</u>	Common Stock	8) <u>Cr. Credit</u>	Unearned Revenue
3) <u>Dr. Debit</u>	Note Receivable	9) <u>Dr. Debit</u>	Land
4) <u>Cr. Credit</u>	Accounts Payable	10) <u>Dr. Debit</u>	Prepaid Insurance
5) <u>Dr. Debit</u>	Accounts Receivable	11) <u>Dr. Debit</u>	Dividends
6) <u>Dr. Debit</u>	Equipment	12) <u>Dr. Debit</u>	Supplies

Assets	
Increase Debits	Decrease Credits
<b>Normal</b>	

=

Liabilities	
Decrease Debits	Increase Credits
	<b>Normal</b>

+

Equity	
Decrease Debits	Increase Credits
Dividends Expenses	Common Stock Revenues

Dividends
↓ Equity
Dividends
<b>Normal</b>

Common Stock
↑ Equity
Investments
<b>Normal</b>

Expenses
↓ Equity
Expenses
<b>Normal</b>

Revenues
↑ Equity
Revenues
<b>Normal</b>

# Learning Objective

---

P1:

Record transactions in a journal and post entries to a ledger.

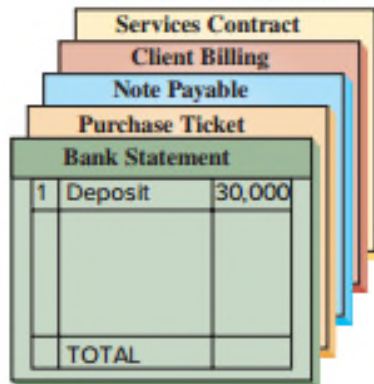
---



# Journalizing and Posting Transactions

## Exhibit 2.9

**Step 1:** Identify transactions and source documents.



Bank Statement		
1	Deposit	30,000
TOTAL		


**Step 2:** Analyze transactions using the accounting equation.



**Step 3:** Record journal entry.

General Journal			
Dec. 1	Cash	30,000	
	Common Stock		30,000
Dec. 2	Supplies	2,500	
	Cash		2,500

**Step 4:** Post entry to ledger.



# Journalizing Transactions

Exhibit  
2.10

a. Transaction  
Date

b. Titles of Affected  
Accounts

General Journal

File Edit Go To Window Help

General Journal

Date: 12/1/2017

Date	Account Titles and Explanation	PR	Debit	Credit
2017 (a) Dec. 1	(b) Cash		30,000	
	Common Stock			(c) 30,000
	Receive investment by owner. (d)			
Dec. 2	Supplies		2,500	
	Cash			2,500
	Purchase supplies for cash.			

d. Transaction  
explanation

c. Dollar amount of debits  
and credits

# Balance Account Column

Exhibit  
2.11

T-accounts are useful illustrations, but **balance column ledger accounts** are used in practice.

General Ledger					
Cash				Account No. 101	
Date	Explanation	PR	Debit	Credit	Balance
2017 Dec. 1		G1	30,000		30,000
Dec. 2		G1		2,500	27,500
Dec. 3		G1		26,000	1,500
Dec. 10		G1	4,200		5,700

# Posting Journal Entries

Exhibit  
2.12

General Ledger Accounting Software: FastForward

File Edit Lists Monitor Tools Analysis Options Reports & Forms Services Window Help

Company General Journal Entry

General Journal

Date: Dec 1, 2017 Reference: Response Transaction

Date	Account Titles and Explanation	PR	Debit	Credit
2017				
Dec. 1	Cash	101	30,000	
	Common Stock	307		30,000
	Receive investment by owner.			

General Ledger

Cash Account no. 101

Date	Explanation	PR	Debit	Credit	Balance
2017					
Dec. 1		G1	30,000		30,000

Common Stock Account no. 307

Date	Explanation	PR	Debit	Credit	Balance
2017					
Dec. 1		G1		30,000	30,000

- Key:
- ① Identify debit account in ledger: enter date, journal page, amount, and balance (in red).
  - ② Enter the debit account number from the ledger in the PR column of the journal (in blue).
  - ③ Identify credit account in ledger: enter date, journal page, amount, and balance (in green).
  - ④ Enter the credit account number from the ledger in the PR column of the journal (in green).

# Learning Objective

---

A1:

Analyze the impact of transactions on accounts and financial statements.

---

# Processing Transactions

Double-entry accounting is useful in analyzing and processing transactions. Analysis of each transaction follows these four steps.

- Step 1** Identify the transaction and any source documents.
- Step 2** Analyze the transaction using the accounting equation.
- Step 3** Record the transaction in journal entry form applying double-entry accounting.
- Step 4** Post the entry (for simplicity, we use T-accounts to represent ledger accounts).

# Processing Transactions

## 1. Receive Investment by Owner

**1 IDENTIFY** FastForward receives \$30,000 cash from Chas Taylor in exchange for common stock.

**2 ANALYZE**

Assets	=	Liabilities	+	Equity
Cash				Common Stock
+30,000	=	0		+30,000

**3 RECORD**

Date	Account Titles and Explanation	PR	Debit	Credit
(1)	Cash	101	30,000	
	Common Stock	307		30,000

**4 Post**

Cash		101
(1)	30,000	

Common Stock		307
	(1)	30,000

# Processing Transactions

## 2. Purchase Supplies for Cash

**1 IDENTIFY** FastForward pays \$2,500 cash for supplies.

**2 ANALYZE**

Assets		=	Liabilities	+	Equity
<b>Cash</b>	<b>Supplies</b>				
-2,500	+2,500	=	0	+	0

Changes the composition of assets but not the total.

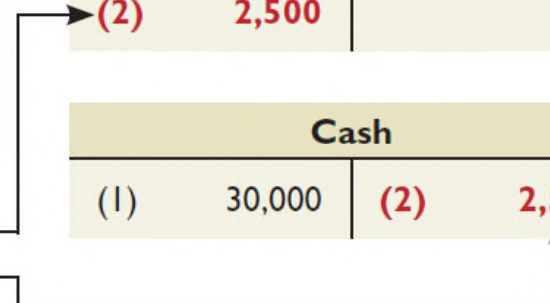
**3 RECORD**

Date	Account Titles and Explanation	PR	Debit	Credit
(2)	Supplies	126	2,500	
	Cash	101		2,500

**4 POST**

Supplies		126
(2)	2,500	

Cash		101
(1)	30,000	(2) 2,500





# Processing Transactions

## 3. Purchase Equipment for Cash

**1 IDENTIFY** FastForward pays \$26,000 cash for equipment.

**2 ANALYZE**

Assets		=	Liabilities	+	Equity
Cash	Equipment				
-26,000	+26,000	=	0	+	0

Changes the composition of assets but not the total.

**3 RECORD**

Date	Account Titles and Explanation	PR	Debit	Credit
(3)	Equipment	167	26,000	
	Cash	101		26,000

**4 POST**

Equipment		167
(3)	26,000	

Cash		101
(1)	30,000	(2) 2,500
		(3) 26,000

# Processing Transactions

## 4. Purchase Supplies on Credit

**1 IDENTIFY** FastForward purchases \$7,100 of supplies on credit from a supplier.

**2 ANALYZE**

Assets	=	Liabilities	+	Equity
<b>Supplies</b>		<b>Accounts Payable</b>		
+7,100	=	+7,100	+	0

**3 RECORD**

Date	Account Titles and Explanation	PR	Debit	Credit
(4)	Supplies	126	7,100	
	Accounts Payable	201		7,100

**4 POST**

Supplies		126
(2)	2,500	
(4)	7,100	

Accounts Payable		201
	(4)	7,100

# Processing Transactions

## 5. Provide Services for Cash

**1 IDENTIFY** FastForward provides consulting services and immediately collects \$4,200 cash.

**2 ANALYZE**

Assets	=	Liabilities	+	Equity
<b>Cash</b>				<b>Consulting Revenue</b>
+4,200	=	0		+4,200

**3 RECORD**

Date	Account Titles and Explanation	PR	Debit	Credit
(5)	Cash	101	4,200	
	Consulting Revenue	403		4,200

**4 POST**

Cash		101
(1)	30,000	(2) 2,500
(5)	<b>4,200</b>	(3) 26,000

Consulting Revenue		403
	(5) <b>4,200</b>	

# Processing Transactions

## 6. Payment of Expense in Cash

**1 IDENTIFY** FastForward pays \$1,000 cash for December rent.

**2 ANALYZE**

Assets	=	Liabilities	+	Equity
Cash				Rent Expense
-1,000	=	0		-1,000

**3 RECORD**

Date	Account Titles and Explanation	PR	Debit	Credit
(6)	Rent Expense	640	1,000	
	Cash	101		1,000

**4 POST**

Rent Expense		640
(6)	1,000	

Cash		101
(1)	30,000	(2) 2,500
(5)	4,200	(3) 26,000
		(6) 1,000

# Processing Transactions

## 7. Payment of Expense in Cash

**1 IDENTIFY** FastForward pays \$700 cash for employee salary.

**2 ANALYZE**

Assets	=	Liabilities	+	Equity
<b>Cash</b>				<b>Salaries Expense</b>
-700	=	0		-700

**3 RECORD**

Date	Account Titles and Explanation	PR	Debit	Credit
(7)	Salaries Expense	622	700	
	Cash	101		700

**4 POST**

Salaries Expense		622
(7)	700	

Cash		101
(1)	30,000	(2) 2,500
(5)	4,200	(3) 26,000
		(6) 1,000
		(7) 700

# Processing Transactions

## 8. Provide Consulting and Rental Services on Credit

**1 IDENTIFY** FastForward provides consulting services of \$1,600 and rents its test facilities for \$300. The customer is billed \$1,900 for these services.

**2 ANALYZE**

Assets	=	Liabilities	+	Equity
<b>Accounts Receivable</b>				<b>Consulting Revenue    Rental Revenue</b>
+1,900	=	0		+1,600    +300

**3 RECORD**

Date	Account Titles and Explanation	PR	Debit	Credit
(8)	Accounts Receivable	106	1,900	
	Consulting Revenue	403		1,600
	Rental Revenue	406		300

**4 POST**

Accounts Receivable		106
(8)	1,900	

Consulting Revenue		403
	(5) 4,200	
	(8) 1,600	

Rental Revenue		406
	(8) 300	

# Processing Transactions

## 9. Receipt of Cash on Account

**1 IDENTIFY** FastForward receives \$1,900 cash from the client billed in transaction 8.

**2 ANALYZE**

Assets		=	Liabilities	+	Equity
Accounts					
Cash	Receivable				
+1,900	-1,900	=	0	+	0

**3 RECORD**

Date	Account Titles and Explanation	PR	Debit	Credit
(9)	Cash	101	1,900	
	Accounts Receivable	106		1,900

**4 POST**

Cash		101	
(1)	30,000	(2)	2,500
(5)	4,200	(3)	26,000
→ (9)	1,900	(6)	1,000
		(7)	700

Accounts Receivable		106
(8)	1,900	(9) 1,900

# Processing Transactions

## 10. Partial Payment of Accounts Payable

**1 IDENTIFY** FastForward pays CalTech Supply \$900 cash toward the payable of transaction 4.

**2 ANALYZE**

Assets	=	Liabilities	+	Equity
<b>Cash</b>		<b>Accounts Payable</b>		
-900	=	-900	+	0

**3 RECORD**

Date	Account Titles and Explanation	PR	Debit	Credit
(10)	Accounts Payable	201	900	
	Cash	101		900

**4 POST**

Accounts Payable		201
(10)	900	(4) 7,100

Cash		101
(1) 30,000	(2) 2,500	
(5) 4,200	(3) 26,000	
(9) 1,900	(6) 1,000	
	(7) 700	
	(10) 900	



# Processing Transactions

## 11. Payment of Cash Dividend

**1 IDENTIFY** FastForward pays \$200 cash for dividends.

**2 ANALYZE**

Assets	=	Liabilities	+	Equity
Cash	=			Dividends
-200	=	0		-200

**3 RECORD**

Date	Account Titles and Explanation	PR	Debit	Credit
(11)	Dividends	319	200	
	Cash	101		200

**4 POST**

Dividends		319
(11)	200	

Cash		101
(1)	30,000	(2) 2,500
(5)	4,200	(3) 26,000
(9)	1,900	(6) 1,000
		(7) 700
		(10) 900
		(11) 200

# Processing Transactions

## 12. Receipt of Cash for Future Services

**1 IDENTIFY** FastForward receives \$3,000 cash in advance of providing consulting services to a customer.

**2 ANALYZE**

Assets	=	Liabilities	+	Equity
<b>Cash</b>		<b>Unearned Consulting Revenue</b>		
<b>+3,000</b>	=	<b>+3,000</b>	+	<b>0</b>

Accepting \$3,000 cash obligates FastForward to perform future services and is a liability. No revenue is earned until services are provided.

**3 RECORD**

Date	Account Titles and Explanation	PR	Debit	Credit
(12)	Cash	101	3,000	
	Unearned Consulting Revenue	236		3,000

**4 POST**

Cash		101	
(1)	30,000	(2)	2,500
(5)	4,200	(3)	26,000
(9)	1,900	(6)	1,000
→ (12)	3,000	(7)	700
		(10)	900
		(11)	200

Unearned Consulting Revenue		236
	<b>(12)</b>	<b>3,000</b>

# Processing Transactions

## 13. Pay Cash for Future Insurance Coverage

**1 IDENTIFY** FastForward pays \$2,400 cash (insurance premium) for a 24-month insurance policy. Coverage begins on December 1.

**2 ANALYZE**

Assets		=	Liabilities	+	Equity
Cash	Prepaid Insurance				
-2,400	+2,400	=	0	+	0

Changes the composition of assets from cash to prepaid insurance. Expense is incurred as insurance coverage expires.

**3 RECORD**

Date	Account Titles and Explanation	PR	Debit	Credit
(13)	Prepaid Insurance	128	2,400	
	Cash	101		2,400

**4 POST**

Prepaid Insurance 128	
(13)	2,400

Cash 101	
(1) 30,000	(2) 2,500
(5) 4,200	(3) 26,000
(9) 1,900	(6) 1,000
(12) 3,000	(7) 700
	(10) 900
	(11) 200
	(13) 2,400

# Processing Transactions

## 14. Purchase Supplies for Cash

**1 IDENTIFY** FastForward pays \$120 cash for supplies.

**2 ANALYZE**

Assets		=	Liabilities	+	Equity
<b>Cash</b>	<b>Supplies</b>				
-120	+120	=	0	+	0

**3 RECORD**

Date	Account Titles and Explanation	PR	Debit	Credit
(14)	Supplies	126	120	
	Cash	101		120

**4 POST**

Supplies		126
(2)	2,500	
(4)	7,100	
(14)	120	

Cash		101
(1)	30,000	(2) 2,500
(5)	4,200	(3) 26,000
(9)	1,900	(6) 1,000
(12)	3,000	(7) 700
		(10) 900
		(11) 200
		(13) 2,400
		(14) 120

# Processing Transactions

## 15. Payment of Expense in Cash

**1 IDENTIFY** FastForward pays \$305 cash for December utilities expense.

**2 ANALYZE**

Assets	=	Liabilities	+	Equity
Cash				Utilities Expense
-305	=	0		-305

**3 RECORD**

Date	Account Titles and Explanation	PR	Debit	Credit
(15)	Utilities Expense	690	305	
	Cash	101		305

**4 POST**

Utilities Expense	690
(15) 305	

Cash	101
(1) 30,000	(2) 2,500
(5) 4,200	(3) 26,000
(9) 1,900	(6) 1,000
(12) 3,000	(7) 700
	(10) 900
	(11) 200
	(13) 2,400
	(14) 120
	(15) 305

# Processing Transactions

## 16. Payment of Expense in Cash

**1 IDENTIFY** FastForward pays \$700 cash in employee salary for work performed in the latter part of December.

**2 ANALYZE**

Assets	=	Liabilities	+	Equity
<b>Cash</b>				<b>Salaries Expense</b>
-700	=	0		-700

**3 RECORD**

Date	Account Titles and Explanation	PR	Debit	Credit
(16)	Salaries Expense	622	700	
	Cash	101		700

**4 POST**

Salaries Expense		622
(7)	700	
(16)	700	

Cash		101	
(1)	30,000	(2)	2,500
(5)	4,200	(3)	26,000
(9)	1,900	(6)	1,000
(12)	3,000	(7)	700
		(10)	900
		(11)	200
		(13)	2,400
		(14)	120
		(15)	305
		(16)	700

## Exhibit 2.13

<b>Consulting Revenue</b>		<b>403</b>
	(5)	4,200
	(8)	1,600
	<b>Balance</b>	<b>5,800</b>
<b>Rental Revenue</b>		<b>406</b>
	(8)	300
<b>Salaries Expense</b>		<b>622</b>
(7)	700	
(16)	700	
<b>Balance</b>	<b>1,400</b>	
<b>Rent Expense</b>		<b>640</b>
(6)	1,000	
<b>Utilities Expense</b>		<b>690</b>
(15)	305	

Accounts in this white area are reported on the income statement.

## NEED-TO-KNOW 2-3

Assume Tata began operations on January 1 and completed the following transactions during its first month of operations.

- Jan. 1 Jamsetji invested \$4,000 cash in exchange for common stock in the Tata company.
- Jan. 5 The company purchased \$2,000 of equipment on credit.
- Jan. 14 The company provided \$540 of services for a client on credit.

For each transaction, (a) analyze the transaction using the accounting equation, (b) record the transaction in journal entry form, and c) post the entry using T-accounts to represent the general ledger accounts.



## NEED-TO-KNOW 2-3

Jan. 1 Jamsetji invested \$4,000 cash in the Tata company.

**a) Analyze**

<b>Assets = Liabilities + Equity</b>	
+ \$4,000	+ \$4,000

**b) Record**

Date	General Journal	Debit	Credit
Jan. 1	Cash	4,000	
	Common Stock		4,000

**c) Post**

Cash	
Jan. 1	4,000

Common Stock	
	Jan. 1 4,000

Assets		=	Liabilities		+	Equity	
Increase Debits	Decrease Credits		Decrease Debits	Increase Credits		Decrease Debits	Increase Credits
<b>Normal</b>				<b>Normal</b>		Dividends Expenses	Common Stock Revenues

## NEED-TO-KNOW 2-3

Jan. 5 The company purchased \$2,000 of equipment on credit.

**a) Analyze**

**Assets = Liabilities + Equity**

+ \$2,000    + \$2,000

**b) Record**

Date	General Journal	Debit	Credit
Jan. 5	Equipment	2,000	
	Accounts Payable		2,000

**c) Post**

Equipment	
Jan. 5	2,000

Accounts Payable	
	Jan. 5      2,000

Assets		=	Liabilities		+	Equity	
Increase Debits	Decrease Credits		Decrease Debits	Increase Credits		Decrease Debits	Increase Credits
<b>Normal</b>				<b>Normal</b>		Dividends Expenses	Common Stock Revenues

## NEED-TO-KNOW 2-3

Jan. 14 The company provided \$540 of services for a client on credit.

### a) Analyze

<b>Assets = Liabilities + Equity</b>	
+ \$540	+ \$540

## b) Record

Date	General Journal	Debit	Credit
Jan. 14	Accounts receivable	540	
	Services revenue		540

### c) Post

Accounts receivable	
Jan. 14	540

Services revenue		
	Jan. 14	540

Assets		=	Liabilities		+	Equity	
Increase Debits	Decrease Credits		Decrease Debits	Increase Credits		Decrease Debits	Increase Credits
<b>Normal</b>				<b>Normal</b>		Dividends Expenses	Common Stock Revenues

# Learning Objective

---

P2:

Prepare and explain the  
use of a trial balance.

---

# Preparing a Trial Balance

Preparing a trial balance involves three steps:

1. List each account title and its amount (from ledger) in the trial balance. If an account has a zero balance, list it with a zero in the normal balance column (or omit it entirely).
2. Compute the total of debit balances and the total of credit balances.
3. Verify (prove) total debit balances equal total credit balances.

After processing its remaining transactions for December, FastForward's Trial Balance is prepared.

General Ledger Accounting Software: FastForward

FASTFORWARD  
Trial Balance  
December 31, 2017

	Debit	Credit
Cash	\$ 4,275	
Accounts receivable	0	
Supplies	9,720	
Prepaid insurance	2,400	
Equipment	26,000	
Accounts payable		\$ 6,200
Unearned consulting revenue		3,000
Common stock		30,000
Dividends	200	
Consulting revenue		5,800
Rental revenue		300
Salaries expense	1,400	
Rent expense	1,000	
Utilities expense	305	
<b>Totals</b>	<b>\$ 45,300</b>	<b>\$ 45,300</b>

The trial balance lists all ledger accounts and their balances at a point in time. If the books are in balance, the total debits will equal the total credits.

# Searching for Errors

**If the trial balance does not balance, the error(s) must be found and corrected.**

**① Make sure the trial balance columns are correctly added.**

**④ Re-compute each account balance in the ledger.**

**② Make sure account balances are correctly entered from the ledger.**

**⑤ Verify that each journal entry is posted correctly.**

**③ See if debit or credit accounts are mistakenly placed on the trial balance.**

**⑥ Verify that each original journal entry has equal debits and credits.**

# Learning Objective

---

P3:

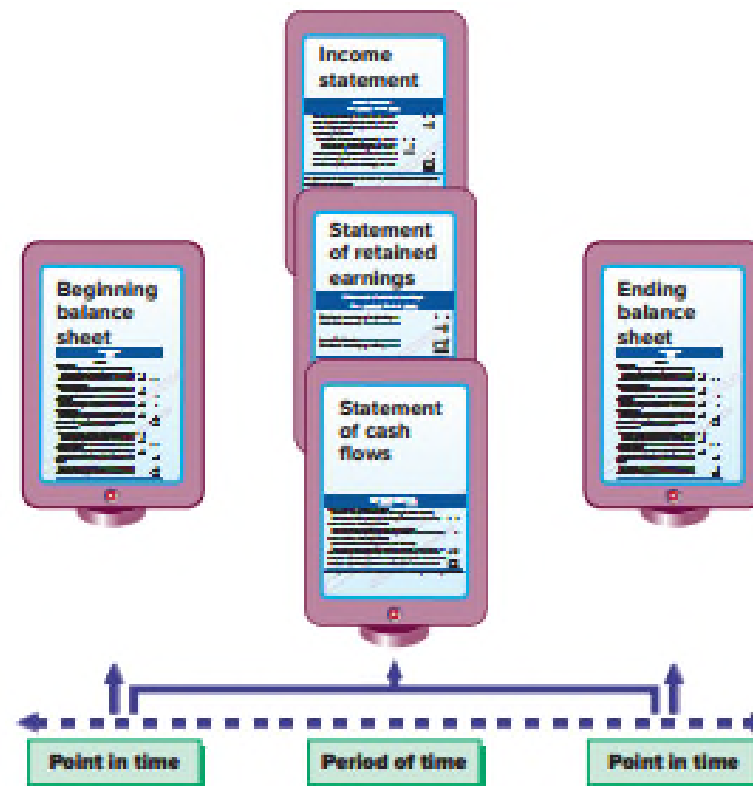
Prepare financial statements  
from business transactions.

---



# Financial Statements Prepared from Trial Balance

Exhibit  
2.15



Learning Objective P3: Prepare financial statements from business transactions.

# Financial Statements

The four financial statements and their purposes are:

- 1. Income statement** — reports revenues less expenses along with the resulting net income or loss over a period of time due to earnings activities.
- 2. Statement of retained earnings**— reports how equity changes over the reporting period from net income (or loss) and from any owner investments and withdrawals over a period of time.
- 3. Balance sheet** — reports the financial position (types and amounts of assets, liabilities, and equity) at a point in time.
- 4. Statement of Cash Flows** — The statement of cash flows lists the cash inflows and cash outflows for the period.

*\*\*For simplicity, we do not show the statement of cash flows for FastForward in this chapter, but we do return to this statement in the next chapter.\*\**

# Income Statement

Exhibit  
2.16

FASTFORWARD Income Statement For Month Ended December 31, 2017		
Revenues		
Consulting revenue (\$4,200 + \$1,600) .....	\$ 5,800	
Rental revenue .....	300	
Total revenues .....		\$ 6,100
Expenses		
Salaries expense .....	1,400	
Rent expense .....	1,000	
Utilities expense .....	305	
Total expenses .....		2,705

# Statement of Retained Earnings

Exhibit  
2.16

FASTFORWARD Income Statement For Month Ended December 31, 2017		
Revenues		
Consulting revenue (\$4,200 + \$1,600) .....	\$ 5,800	
Rental revenue .....	300	
Total revenues .....		\$ 6,100
Expenses		
Salaries expense .....	1,400	
Rent expense .....	1,000	
Utilities expense .....	305	
Total expenses .....		2,705
Net income .....		<u><u>\$ 3,395</u></u>

FASTFORWARD Statement of Retained Earnings For Month Ended December 31, 2017		
Retained earnings, December 1, 2017 .....	\$ 0	
Plus: Net Income .....	<u>3,395</u>	
	3,395	
Less: Cash dividends .....	<u>200</u>	
Retained earnings, December 31, 2017 .....	<u><u>\$ 3,195</u></u>	

# Balance Sheet

Exhibit  
2.16

FASTFORWARD Statement of Retained Earnings For Month Ended December 31, 2017			
Retained earnings, December 1, 2017 .....		\$	0
Plus: Net income .....			<u>3,395</u>
			3,395
Less: Cash dividends .....			<u>200</u>
Retained earnings, December 31, 2017 .....		\$	<u><u>3,195</u></u>

FASTFORWARD Balance Sheet December 31, 2017			
Assets		Liabilities	
Cash .....	\$ 4,275	Accounts payable .....	\$ 6,200
Supplies .....	9,720	Unearned consult. revenue .....	<u>3,000</u>
Prepaid insurance ...	2,400	Total liabilities .....	9,200
Equipment .....	26,000		
		Equity	
		Common stock .....	30,000
		Retained earnings .....	<u>3,195</u>
		Total equity .....	<u>33,195</u>
Total assets	<u>\$42,395</u>	Total liabilities and equity .....	<u>\$ 42,395</u>

# Presentation Issues

1. Dollar signs are not used in journals and ledgers.
2. Dollar signs appear in financial statements and other reports such as trial balances. The usual practice is to put dollar signs beside only the first and last numbers in a column.
3. When amounts are entered in the journal, ledger, or trial balance, commas are optional to indicate thousands, millions, and so forth.
4. Commas are always used in financial statements.
5. Companies commonly round amounts in reports to the nearest dollar, or even to a higher level.

## NEED-TO-KNOW 2-4

Prepare a trial balance for Apple using the following condensed data from its fiscal year-ended September 26, 2015.

Common Stock	\$ 27,071	Dividends	\$48,262
Accounts payable	35,490	Investments and other assets	230,039
Other liabilities	135,634	Land and equipment	22,471
Cost of sales (expense)	140,089	Selling and other expense	40,232
Cash	21,120	Accounts receivable	16,849
Revenues	233,715	Retained earnings, beginning year	87,152

APPLE	
Trial Balance	
September 26, 2015	
	Debit      Credit
Assets	Normal
Liabilities	Normal
Common Stock	Normal
Dividends	Normal
Revenues	Normal
Expenses	Normal
Totals	Debits = Credits

## NEED-TO-KNOW 2-4

Prepare a trial balance for Apple using the following condensed data from its fiscal year-ended September 26, 2015.

Common Stock	\$ 27,071	Dividends	\$48,262
Accounts payable	35,490	Investments and other assets	230,039
Other liabilities	135,634	Land and equipment	22,471
Cost of sales (expense)	140,089	Selling and other expense	40,232
Cash	21,120	Accounts receivable	16,849
Revenues	233,715	Retained earnings, beginning year	87,152

APPLE			
Trial Balance			
September 26, 2015			
	Debit	Credit	
Cash	\$21,120		
Accounts receivable	16,849		
Land and equipment	22,471		
Investments and other assets	230,039		
Accounts payable		\$35,490	
Other liabilities		135,634	
Capital Stock		27,071	
Retained earnings, beginning year		87,152	
Dividends	48,262		
Revenues		233,715	
Cost of sales (expense)	140,089		
Selling and other expense	40,232		
Totals	\$519,062	\$519,062	



# Learning Objective

---

A2:

Compute the debt ratio and describe its use in analyzing financial condition.

---

# Debt Ratio

$$\text{Debt Ratio} = \frac{\text{Total Liabilities}}{\text{Total Assets}}$$

Evaluates the level of debt risk.

A higher ratio indicates that there is a greater probability that a company will not be able to pay its debt in the future.

# Debt Ratio

Exhibit  
2.18

$$\text{Debt Ratio} = \frac{\text{Total Liabilities}}{\text{Total Assets}}$$

\$ millions	2015	2014	2013	2012	2011
Total liabilities.....	\$ 672	\$ 541	\$ 429	\$ 421	\$ 389
Total assets.....	\$2,047	\$1,675	\$1,409	\$1,340	\$1,282
<b>Debt ratio.....</b>	<b>0.33</b>	<b>0.32</b>	<b>0.30</b>	<b>0.31</b>	<b>0.30</b>
Industry debt ratio .....	0.49	0.49	0.47	0.46	0.47

**Learning Objective A2:** Compute the debt ratio and describe its use in analyzing financial condition.

© McGraw-Hill Education



# **End of Chapter 2**

## Chapter 2 – Accounting for Business Transactions

---

		Click on links	
Exercise 2-6 page 82	Analyzing Account Entries and Balances	<a href="#">Exercise 2-6</a>	<a href="#">Exercise 2-6 Alt.</a>
Exercise 2-7 page 83	Prepare Journal entries	<a href="#">Exercise 2-7</a>	<a href="#">Exercise 2-7 Alt.</a>
Exercise 2-8 page 83	Prepare T-accounts	<a href="#">Exercise 2-8</a>	<a href="#">Exercise 2-8 Alt.</a>
Exercise 2-9 page 83	Record Transactions in T-accounts	<a href="#">Exercise 2-9</a>	<a href="#">Exercise 2-9 Alt.</a>
Exercise 2-10 page 83	Prepare a Trial Balance	<a href="#">Exercise 2-10</a>	<a href="#">Exercise 2-10 Alt.</a>
Exercise 2-15 page 84	Computing Net Income	<a href="#">Exercise 2-15</a>	<a href="#">Exercise 2-15 Alt.</a>
Exercise 2-16 page 85	Prepare an Income Statement	<a href="#">Exercise 2-16</a>	<a href="#">Exercise 2-16 Alt.</a>
Exercise 2-17 page 85	Prepare a Statement of Retained Earnings	<a href="#">Exercise 2-17</a>	<a href="#">Exercise 2-17 Alt.</a>
Exercise 2-18 page 85	Prepare a Balance Sheet	<a href="#">Exercise 2-18</a>	<a href="#">Exercise 2-18 Alt.</a>
Exercise 2-19 page 85	Analyze Changes in Equity	<a href="#">Exercise 2-19</a>	<a href="#">Exercise 2-19 Alt.</a>
Exercise 2-20 page 85	Analyzing Posting Errors – Trial Balance	<a href="#">Exercise 2-20</a>	<a href="#">Exercise 2-20 Alt.</a>
Exercise 2-21 page 86	Analyzing Errors – Trial Balance	<a href="#">Exercise 2-21</a>	<a href="#">Exercise 2-21 Alt.</a>

---

## Exercise 2-6 page 82

---

---

Use the information in each of the following separate cases.

a.	Payments on accounts in October	\$300,500
b.	Sales on account in October	\$89,390
c.	Cash balance on September 30	\$19,250

- a. Corentine Co. had \$152,000 of accounts payable on September 30 and \$132,500 on October 31. Total purchases on account during October were \$281,000. Determine how much cash was paid on accounts payable during October.
- b. On September 30, Valerian Co. had a \$102,500 balance in Accounts Receivable. During October, the company collected \$102,890 from its credit customers. The October 31 balance in Accounts Receivable was \$89,000. Determine the amount of sales on account that occurred in October.
- c. During October, Alameda Company had \$102,500 of cash receipts and \$103,150 of cash disbursements. The October 31 Cash balance was \$18,600 Determine how much cash the company had at the close of business on September 30.

Use the information in each of the following separate cases.

- |    |                                 |           |
|----|---------------------------------|-----------|
| a. | Payments on accounts in October | \$300,500 |
| b. | Sales on account in October     |           |
| c. | Cash balance on September 30    |           |

- a. Corentine Co. had \$152,000 of accounts payable on September 30 and \$132,500 on October 31. Total purchases on account during October were \$281,000. Determine how much cash was paid on accounts payable during October.

Accounts Payable			
		Sept. 30	152,000
Cash paid	300,500	Purch. on a/c	281,000
		Balance	132,500



Use the information in each of the following separate cases.

- |    |                                 |           |
|----|---------------------------------|-----------|
| a. | Payments on accounts in October | \$300,500 |
| b. | Sales on account in October     | \$89,390  |
| c. | Cash balance on September 30    |           |

- b. On September 30, Valerian Co. had a \$102,500 balance in Accounts Receivable. During October, the company collected \$102,890 from its credit customers. The October 31 balance in Accounts Receivable was \$89,000. Determine the amount of sales on account that occurred in October.

Accounts Receivable			
Sept. 30	102,500		
Sales on a/c	89,390	Collections	102,890
Balance	89,000		

Use the information in each of the following separate cases.

a.	Payments on accounts in October	\$300,500
b.	Sales on account in October	\$89,390
c.	Cash balance on September 30	\$19,250

- c. During October, Alameda Company had \$102,500 of cash receipts and \$103,150 of cash disbursements. The October 31 Cash balance was \$18,600. Determine how much cash the company had at the close of business on September 30.

Cash		
Sept. 30	19,250	
Receipts	102,500	Disbursements 103,150
Balance	18,600	

Use the information in each of the following separate cases.

- |    |                                 |           |
|----|---------------------------------|-----------|
| a. | Payments on accounts in October | \$249,800 |
| b. | Sales on account in October     |           |
| c. | Cash balance on September 30    |           |

- a. Corentine Co. had \$150,000 of accounts payable on September 30 and \$140,200 on October 31. Total purchases on account during October were \$240,000. Determine how much cash was paid on accounts payable during October.

Accounts Payable			
		Sept. 30	150,000
Cash paid	249,800	Purch. on a/c	240,000
		Balance	140,200

Use the information in each of the following separate cases.

- |    |                                 |           |
|----|---------------------------------|-----------|
| a. | Payments on accounts in October | \$249,800 |
| b. | Sales on account in October     | \$75,000  |
| c. | Cash balance on September 30    |           |

- b. On September 30, Valerian Co. had a \$120,000 balance in Accounts Receivable. During October, the company collected \$106,000 from its credit customers. The October 31 balance in Accounts Receivable was \$89,000. Determine the amount of sales on account that occurred in October.

Accounts Receivable			
Sept. 30	120,000		
Sales on a/c	75,000	Collections	106,000
Balance	89,000		

Use the information in each of the following separate cases.

a.	Payments on accounts in October	\$249,800
b.	Sales on account in October	\$75,000
c.	Cash balance on September 30	\$36,000

- c. During October, Alameda Company had \$135,000 of cash receipts and \$120,000 of cash disbursements. The October 31 Cash balance was \$51,000. Determine how much cash the company had at the close of business on September 30.

Cash		
Sept. 30	36,000	
Receipts	135,000	Disbursements 120,000
Balance	51,000	


---

## Exercise 2-7 page 83

---

Prepare general journal entries for the following transactions of a new company called Pose for Pics.

- Aug. 1 Madison Harris, the owner, invested \$6,500 cash and \$33,500 of photography equipment in the Company in exchange for common stock.  
 2 The company paid \$2,100 cash for an insurance policy covering the next 24 months.  
 5 The company purchased office supplies for \$880 cash.  
 20 The company received \$3,331 cash in photography fees earned.  
 31 The company paid \$675 cash for August utilities.



Date	General Journal	Debit	Credit
Aug 01	Cash	6,500	
	Photography equipment	33,500	
	Common Stock		40,000
Aug 02	Prepaid insurance	2,100	
	Cash		2,100
Aug 05	Office supplies	880	
	Cash		880
Aug 20	Cash	3,331	
	Photography fees earned		3,331
Aug 31	Utilities expense	675	
	Cash		675

Prepare general journal entries for the following transactions of a new company called Pose for Pics.


Aug. 1 Madison Harris, the owner, invested \$10,700 cash and \$46,300 of photography equipment in the Company in exchange for common stock.

2 The company paid \$3,800 cash for an insurance policy covering the next 24 months.

5 The company purchased office supplies for \$2,400 cash.

20 The company received \$3,300 cash in photography fees earned.

31 The company paid \$600 cash for August utilities.



Date	General Journal	Debit	Credit
Aug 01	Cash	10,700	
	Photography equipment	46,300	
	Common stock		57,000
Aug 02	Prepaid insurance	3,800	
	Cash		3,800
Aug 05	Office supplies	2,400	
	Cash		2,400
Aug 20	Cash	3,300	
	Photography fees earned		3,300
Aug 31	Utilities expense	600	
	Cash		600



---

## Exercise 2-8 page 83

---

Use the information below to prepare an August 31 trial balance for Pose for Pics. Begin by opening these T-accounts: Cash; Office Supplies; Prepaid Insurance; Photography Equipment; Common, Stock; Photography Fees Earned; and Utilities Expense. Then, post the general journal entries to these T-accounts (which will serve as the ledger), and prepare the trial balance.

Date	General Journal	Debit	Credit
Aug 01	Cash	6,500	
	Photography equipment	33,500	
	Common stock		40,000
Aug 02	Prepaid insurance	2,100	
	Cash		2,100
Aug 05	Office supplies	880	
	Cash		880
Aug 20	Cash	3,331	
	Photography fees earned		3,331
Aug 31	Utilities expense	675	
	Cash		675

Date	General Journal	Debit	Credit
Aug 01	Cash	6,500	
	Photography equipment	33,500	
	Common stock		40,000
Aug 02	Prepaid insurance	2,100	
	Cash		2,100
Aug 05	Office supplies	880	
	Cash		880
Aug 20	Cash	3,331	
	Photography fees earned		3,331
Aug 31	Utilities expense	675	
	Cash		675

Office supplies	
Aug. 05	880
Balance	880

Photography fees earned	
Aug. 20	3,331
Balance	3,331

Utilities expense	
Aug. 31	675
Balance	675

Cash	
Aug. 01	6,500
Aug. 20	3,331
Balance	6,176

Photography equipment	
Aug. 01	33,500
Balance	33,500

Common stock	
Aug. 01	40,000
Balance	40,000

Prepaid insurance	
Aug. 02	2,100
Balance	2,100

Pose for Pics		
Trial Balance		
August 31		
	Debit	Credit
Cash	\$ 6,176	
Office supplies	880	
Prepaid insurance	2,100	
Photography equipment	33,500	
Common stock		\$ 40,000
Photography fees earned		3,331
Utilities expense	675	
Total	<u>\$ 43,331</u>	<u>\$ 43,331</u>

Office supplies		
Aug. 05	880	
Balance	880	

Photography fees earned		
	Aug. 20	3,331
	Balance	3,331

Utilities expense		
Aug. 31	675	
Balance	675	

Cash			
Aug. 01	6,500		
		Aug. 02	2,100
		Aug. 05	880
Aug. 20	3,331		
		Aug. 31	675
Balance	6,176		

Photography equipment			
Aug. 01	33,500		
Balance	33,500		

Common stock			
		Aug. 01	40,000
		Balance	40,000

Prepaid insurance			
Aug. 02	2,100		
Balance	2,100		

Use the information below to prepare an August 31 trial balance for Pose for Pics. Begin by opening these T-accounts: Cash; Office Supplies; Prepaid Insurance; Photography Equipment; Common Stock; Photography Fees Earned; and Utilities Expense. Then, post the general journal entries to these T-accounts (which will serve as the ledger), and prepare the trial balance.

Date	General Journal	Debit	Credit
Aug 01	Cash	10,700	
	Photography equipment	46,300	
	Common stock		57,000
Aug 02	Prepaid insurance	3,800	
	Cash		3,800
Aug 05	Office supplies	2,400	
	Cash		2,400
Aug 20	Cash	3,300	
	Photography fees earned		3,300
Aug 31	Utilities expense	600	
	Cash		600

Date	General Journal	Debit	Credit
Aug 01	Cash	10,700	
	Photography equipment	46,300	
	Common stock		57,000
Aug 02	Prepaid insurance	3,800	
	Cash		3,800
Aug 05	Office supplies	2,400	
	Cash		2,400
Aug 20	Cash	3,300	
	Photography fees earned		3,300
Aug 31	Utilities expense	600	
	Cash		600

Cash			
Aug. 01	10,700		
		Aug. 02	3,800
		Aug. 05	2,400
Aug. 20	3,300		
		Aug. 31	600

Photography Equipment			
Aug. 01	46,300		

Common Stock			
		Aug. 01	57,000

Prepaid Insurance			
Aug. 02	3,800		

Office Supplies			
Aug. 05	2,400		

Photography Fees Earned			
		Aug. 20	3,300

Utilities Expense			
Aug. 31	600		

Type	Normal	Why?
Asset	Debit	Assets are on left-hand side of equation
Liability	Credit	Liabilities are on right-hand side of equation
Equity	4 subsets	Equity is on the right-hand side of equation
Common stock	Credit	Increase equity with credits
Dividends	Debit	Decrease equity with debits
Revenues	Credits	Increase equity with credits
Expenses	Debit	Decrease equity with debits

Cash			
Aug. 01	10,700		
		Aug. 02	3,800
		Aug. 05	2,400
Aug. 20	3,300		
		Aug. 31	600
Balance	7,200		

Photography Equipment			
Aug. 01	46,300		
Balance	46,300		

Common Stock			
		Aug. 01	57,000
		Balance	57,000

Prepaid Insurance			
Aug. 02	3,800		
Balance	3,800		

Office Supplies			
Aug. 05	2,400		
Balance	2,400		

Photography Fees Earned			
		Aug. 20	3,300
		Balance	3,300

Utilities Expense			
Aug. 31	600		
Balance	600		

Pose for Pics		
Trial Balance		
August 31		
Account Title	Debit	Credit
Cash	\$ 7,200	
Office Supplies	2,400	
Prepaid Insurance	3,800	
Photography Equipment	46,300	
Common Stock		\$ 57,000
Photography Fees Earned		3,300
Utilities Expense	600	
Total	\$ 60,300	\$ 60,300

Cash		
Aug. 01	10,700	
		Aug. 02 3,800
		Aug. 05 2,400
Aug. 20	3,300	
		Aug. 31 600
Balance	7,200	

Photography Equipment		
Aug. 01	46,300	
Balance	46,300	

Common Stock		
		Aug. 01 57,000
		Balance 57,000

Prepaid Insurance		
Aug. 02	3,800	
Balance	3,800	

Office Supplies		
Aug. 05	2,400	
Balance	2,400	

Photography Fees Earned		
		Aug. 20 3,300
		Balance 3,300

Utilities Expense		
Aug. 31	600	
Balance	600	



---

## Exercise 2-9 page 83

---

---

Prepare general journal entries to record the transactions below for Spade Company by using the following accounts: Cash; Accounts Receivable; Office Supplies; Office Equipment; Accounts Payable; Common stock; Dividends; Fees Earned; and Rent Expense. Use the letters beside each transaction to identify entries. After recording the transactions, post them to T-accounts, which serves as the general ledger for this assignment. Determine the ending balance of each T-account.

The transactions of Spade Company:

- a. Kacy Spade, owner, invested \$100,750 cash in the company in exchange for common stock
- b. The company purchased office supplies for \$1,250 cash.
- c. The company purchased \$10,050 of office equipment on credit.
- d. The company received \$15,000 cash as fees for services provided to a customer.
- e. The company paid \$10,050 cash to settle the payable for the office equipment purchased in transaction c.
- f. The company billed a customer \$2,700 as fees for services provided.
- g. The company paid \$1,225 cash for the monthly rent.
- h. The company collected \$1,125 cash as partial payment for the account receivable created in transaction f.
- i. The company paid \$10,000 cash to Spade (sole shareholder).

- a. Kacy Spade, owner, invested \$100,750 cash in the company in exchange for common stock.

Date	General Journal	Debit	Credit
a.	Cash	100,750	
	Common stock		100,750

Cash	
a.	100,750

Common stock	
a.	100,750

- b. The company purchased office supplies for \$1,250 cash.

Date	General Journal	Debit	Credit
b.	Office Supplies	1,250	
	Cash		1,250

Office Supplies	
b.	1,250

Cash	
a.	100,750
b.	1,250

- c. The company purchased \$10,050 of office equipment on credit.

Date	General Journal	Debit	Credit
c.	Office Equipment	10,050	
	Accounts Payable		10,050

Office Equipment	
c.	10,050

Accounts Payable	
c.	10,050

- d. The company received \$15,000 cash as fees for services provided to a customer.

Date	General Journal	Debit	Credit
d.	Cash	15,000	
	Fees Earned		15,000

Cash			
a.	100,750	b.	1,250
d.	15,000		

Fees Earned			
		d.	15,000

- e. The company paid \$10,050 cash to settle the payable for the office equipment purchased in transaction c.

Date	General Journal	Debit	Credit
e.	Accounts Payable	10,050	
	Cash		10,050

Accounts Payable			
		c.	10,050
e.	10,050		

Cash			
a.	100,750	b.	1,250
d.	15,000	e.	10,050

- f. The company billed a customer \$2,700 as fees for services provided.

Date	General Journal	Debit	Credit
f.	Accounts Receivable	2,700	
	Fees Earned		2,700

Accounts Receivable	
f.	2,700

Fees Earned	
d.	15,000
f.	2,700



- g. The company paid \$1,225 cash for the monthly rent.

Date	General Journal	Debit	Credit
g.	Rent Expense	1,225	
	Cash		1,225

Rent Expense	
g.	1,225

Cash	
a.	100,750
d.	15,000
b.	1,250
e.	10,050
g.	1,225

- h. The company collected \$1,125 cash as partial payment for the account receivable created in transaction f.

Date	General Journal	Debit	Credit
h.	Cash	1,125	
	Accounts Receivable		1,125

Cash			
a.	100,750	b.	1,250
d.	15,000	e.	10,050
h.	1,125	g.	1,225

Accounts Receivable			
f.	2,700	h.	1,125

- i. The company paid \$10,000 cash in dividends to Spade (sole shareholder).

Date	General Journal	Debit	Credit
i.	Dividends	10,000	
	Cash		10,000

Dividends	
i.	10,000

Cash	
a.	100,750
d.	15,000
h.	1,125
b.	1,250
e.	10,050
g.	1,225
i.	10,000

Cash			
a.	100,750	b.	1,250
d.	15,000	e.	10,050
h.	1,125	g.	1,225
		i.	10,000
Balance	94,350		

Office Supplies			
b.	1,250		
Balance	1,250		

Accounts Payable			
e.	10,050	c.	10,050

Accounts Receivable			
f.	2,700	h.	1,125
Balance	1,575		

Dividends			
i.	10,000		
Balance	10,000		

Common stock			
		a.	100,750
		Balance	100,750

Office Equipment			
c.	10,050		
Balance	10,050		

Fees Earned			
		d.	15,000
		f.	2,700
		Balance	17,700

Rent Expense			
g.	1,225		
Balance	1,225		

---

Prepare general journal entries to record the transactions below for Spade Company by using the following accounts: Cash; Accounts Receivable; Office Supplies; Office Equipment; Accounts Payable; Common stock; Dividends; Fees Earned; and Rent Expense. Use the letters beside each transaction to identify entries. After recording the transactions, post them to T-accounts, which serves as the general ledger for this assignment. Determine the ending balance of each T-account.

- a. Kacy Spade, owner, invested \$11,250 cash in the company in exchange for common stock..
- b. The company purchased office supplies for \$300 cash.
- c. The company purchased \$6,200 of office equipment on credit.
- d. The company received \$1,300 cash as fees for services provided to a customer.
- e. The company paid \$6,200 cash to settle the payable for the office equipment purchased in transaction c.
- f. The company billed a customer \$2,300 as fees for services provided.
- g. The company paid \$500 cash for the monthly rent.
- h. The company collected \$1,000 cash as partial payment for the account receivable created in transaction f.
- i. The company paid \$3,000 cash in dividends to Spade (sole shareholder).

- a. Kacy Spade, owner, invested \$11,250 cash in the company in exchange for common stock..

Date	General Journal	Debit	Credit
a.	Cash	11,250	
	Common stock		11,250

Cash	
a.	11,250

Common stock	
a.	11,250

- b. The company purchased office supplies for \$300 cash.

Date	General Journal	Debit	Credit
b.	Office Supplies	300	
	Cash		300

Office Supplies	
b.	300

Cash	
a.	11,250
b.	300

- c. The company purchased \$6,200 of office equipment on credit.

Date	General Journal	Debit	Credit
c.	Office Equipment	6,200	
	Accounts Payable		6,200

Office Equipment	
c.	6,200

Accounts Payable	
c.	6,200



- d. The company received \$1,300 cash as fees for services provided to a customer.

Date	General Journal	Debit	Credit
d.	Cash	1,300	
	Fees Earned		1,300

Cash			
a.	11,250	b.	300
d.	1,300		

Fees Earned			
		d.	1,300

- e. The company paid \$6,200 cash to settle the payable for the office equipment purchased in transaction c.

Date	General Journal	Debit	Credit
e.	Accounts Payable	6,200	
	Cash		6,200

Accounts Payable			
		c.	6,200
e.	6,200		

Cash			
a.	11,250	b.	300
d.	1,300	e.	6,200

- f. The company billed a customer \$2,300 as fees for services provided.

Date	General Journal	Debit	Credit
f.	Accounts Receivable	2,300	
	Fees Earned		2,300

Accounts Receivable	
f.	2,300

Fees Earned	
d.	1,300
f.	2,300

- g. The company paid \$500 cash for the monthly rent.

Date	General Journal	Debit	Credit
g.	Rent Expense	500	
	Cash		500

Rent Expense	
g.	500

Cash	
a.	11,250
d.	1,300
b.	300
e.	6,200
g.	500

- h. The company collected \$1,000 cash as partial payment for the account receivable created in transaction f.

Date	General Journal	Debit	Credit
h.	Cash	1,000	
	Accounts Receivable		1,000

Cash			
a.	11,250	b.	300
d.	1,300	e.	6,200
		g.	500
h.	1,000		

Accounts Receivable			
f.	2,300	h.	1,000

- i. The company paid \$3,000 cash in dividends to Spade (sole shareholder).

Date	General Journal	Debit	Credit
i.	Dividends	3,000	
	Cash		3,000

Dividends	
i.	3,000

Cash	
a.	11,250
d.	1,300
h.	1,000
b.	300
e.	6,200
g.	500
i.	3,000

Cash			
a.	11,250	b.	300
d.	1,300	e.	6,200
h.	1,000	g.	500
		i.	3,000
Balance	<u>3,550</u>		

Office Supplies			
b.	300		
Balance	<u>300</u>		

Accounts Payable			
e.	6,200	c.	6,200

Accounts Receivable			
f.	2,300	h.	1,000
Balance	<u>1,300</u>		

Dividends			
i.	3,000		
Balance	<u>3,000</u>		

Common stock			
		a.	11,250
		Balance	<u>11,250</u>

Office Equipment			
c.	6,200		
Balance	<u>6,200</u>		

Fees Earned			
		d.	1,300
		f.	2,300
		Balance	<u>3,600</u>

Rent Expense			
g.	500		
Balance	<u>500</u>		

---

## Exercise 2-10 page 83

---



Spade Company		
Trial Balance		
May 31		
Account Title	Debit	Credit
Cash	\$ 94,350	
Accounts Receivable	1,575	
Office Supplies	1,250	
Office Equipment	10,050	
Accounts Payable		
Common stock		\$ 100,750
Dividends	10,000	
Fees Earned		17,700
Rent Expense	1,225	
Total	<u>\$ 118,450</u>	<u>\$ 118,450</u>

Cash	
a. 100,750	b. 1,250
d. 15,000	e. 10,050
h. 1,125	g. 1,225
	i. 10,000
Balance 94,350	

Office Supplies	
b. 1,250	
Balance 1,250	

Accounts Payable	
e. 10,050	c. 10,050

Accounts Receivable	
f. 2,700	h. 1,125
Balance 1,575	

Dividends	
i. 10,000	
Balance 10,000	

Common stock	
	a. 100,750
	Balance 100,750

Office Equipment	
c. 10,050	
Balance 10,050	

Fees Earned	
	d. 15,000
	f. 2,700
	Balance 17,700

Rent Expense	
g. 1,225	
Balance 1,225	

---

After recording the transactions of Exercise 2-9 in T-accounts and calculating the balance of each account, prepare a trial balance. Use May 31, as its report date.

Cash	
a.	11,250
d.	1,300
h.	1,000
Balance	<u>3,550</u>

Office Supplies	
b.	300
Balance	<u>300</u>

Accounts Payable	
e.	6,200

Accounts Receivable	
f.	2,300
Balance	<u>1,300</u>

Dividends	
i.	3,000
Balance	<u>3,000</u>

Common stock	
a.	11,250
Balance	<u>11,250</u>

Office Equipment	
c.	6,200
Balance	<u>6,200</u>

Fees Earned	
d.	1,300
f.	2,300
Balance	<u>3,600</u>

Rent Expense	
g.	500
Balance	<u>500</u>

Cash	
a. 11,250	b. 300
d. 1,300	e. 6,200
h. 1,000	g. 500
i. 3,000	
Balance <u>3,550</u>	

Office Supplies	
b. 300	
Balance <u>300</u>	

Accounts Payable	
e. 6,200	c. 6,200

Accounts Receivable	
f. 2,300	h. 1,000
Balance <u>1,300</u>	

Dividends	
i. 3,000	
Balance <u>3,000</u>	

Common stock	
a. 11,250	
Balance <u>11,250</u>	

Office Equipment	
c. 6,200	
Balance <u>6,200</u>	

Fees Earned	
d. 1,300	
f. 2,300	
Balance <u>3,600</u>	

Rent Expense	
g. 500	
Balance <u>500</u>	

Spade Company			
Trial Balance			
May 31			
Account Title	Debit	Credit	
Cash	\$ 3,550		
Accounts Receivable	1,300		
Office Supplies	300		
Office Equipment	6,200		
Accounts Payable		\$ -	
Common stock		11,250	
Dividends	3,000		
Fees Earned		3,600	
Rent Expense	500		
Total	<u>\$ 14,850</u>	<u>\$ 14,850</u>	

---

## Exercise 2-15 page 84

---

A corporation had the following assets and liabilities at the beginning and end of this year.

	Assets	Liabilities
Beginning of the year	\$ 60,000	\$ 20,000
End of the year	105,000	36,000

Determine the net income earned or net loss incurred by the business during the year for each of the following separate cases:

- Owner made no investments in the business and no dividends were paid during the year.
- Owner made no investments in the business but dividends were \$1,250 cash per month.
- No dividends were paid during the year, but the owner did invest an additional \$55,000 cash in exchange for common stock.
- Dividends were \$1,250 cash per month for and the owner invested an additional \$35,000 cash in exchange for common stock.

	a.	b.	c.	d.
Beginning of the year equity	\$40,000	\$40,000	\$40,000	\$40,000
Investments by stockholder	0	0	55,000	35,000
Dividends	0	(15,000)	0	(15,000)
Net income (loss)	29,000	44,000	(26,000)	9,000
End of the year equity	<u>\$69,000</u>	<u>\$69,000</u>	<u>\$69,000</u>	<u>\$69,000</u>

A corporation had the following assets and liabilities at the beginning and end of this year.

	Assets	Liabilities
Beginning of the year	\$ 85,000	\$ 35,000
End of the year	130,000	50,000

Determine the net income earned or net loss incurred by the business during the year for each of the following separate cases:

- Owner made no investments in the business and no dividends were paid during the year.
- Owner made no investments in the business but dividends were \$2,000 cash per month.
- No dividends were paid during the year, but the owner did invest an additional \$45,000 cash in exchange for common stock.
- Dividends were \$2,000 cash per month and the owner invested an additional \$35,000 cash in exchange for common stock.

	a.	b.	c.	d.
Beginning of the year equity	\$50,000	\$50,000	\$50,000	\$50,000
Investments by stockholder	0	0	45,000	35,000
Dividends	0	(24,000)	0	(24,000)
Net income (loss)	30,000	54,000	(15,000)	19,000
End of the year equity	<u>\$80,000</u>	<u>\$80,000</u>	<u>\$80,000</u>	<u>\$80,000</u>

---

## Exercise 2-16 page 85

---



Carmen Camry operates a consulting firm called Help Today, which began operations on August 1. On August 31, the company's records show the following accounts and amounts for the month of August. Use this information to prepare an August income statement for the business.

### Dividends are reported on the Statement of Retained Earnings

Cash	\$	25,360	Dividends	\$	6,000
Accounts receivable		22,360	Consulting fees earned		27,000
Office supplies		5,250	Rent expense		9,550
Land		44,000	Salaries expense		5,600
Office equipment		20,000	Telephone expense		860
Accounts payable		10,500	Miscellaneous expenses		520
Common stock		102,000			

Help Today		
Income Statement		
For Month Ended August 31		
Revenues:		
Consulting fees earned		\$ 27,000
Expenses:		
Rent expense	\$ 9,550	
Salaries expense	5,600	
Telephone expense	860	
Miscellaneous expenses	520	
Total expenses		16,530
Net income (loss)		<u>\$ 10,470</u>

To Statement of  
Retained Earnings

Carmen Camry operates a consulting firm called Help Today, which began operations on August 1. On August 31, the company's records show the following accounts and amounts for the month of August. Use this information to prepare an August income statement for the business.

### Dividends are reported on the Statement of Retained Earnings

Cash	\$ 25,000	Dividends	\$ 15,000
Accounts receivable	16,000	Consulting fees earned	32,000
Office supplies	4,200	Rent expense	3,000
Land	43,000	Salaries expense	9,000
Office equipment	34,000	Telephone expense	500
Accounts payable	9,500	Miscellaneous expenses	1,800
Common stock	110,000		

Help Today		
Income Statement		
For Month Ended August 31		
Revenues:		
Consulting fees earned		\$ 32,000
Expenses:		
Rent expense	\$ 3,000	
Salaries expense	9,000	
Telephone expense	500	
Miscellaneous expenses	1,800	
Total expenses		14,300
Net income (loss)		<u>\$ 17,700</u>

To Statement of  
Retained Earnings

---

## Exercise 2-17 page 85

---

Carmen Camry operates a consulting firm called Help Today, which began operations on August 1. On August 31, the company's records show the following accounts and amounts for the month of August. Use this information to prepare an August statement of retained earnings for the business.

Cash	\$	25,360
Accounts receivable		22,360
Office supplies		5,250
Land		44,000
Office equipment		20,000
Accounts payable		10,500
Common stock		102,000

Dividends	\$	6,000
Consulting fees earned		27,000
Rent expense		9,550
Salaries expense		5,600
Telephone expense		860
Miscellaneous expenses		520

Help Today		
Statement of Retained Earnings		
For Month Ended August 31		
Retained earnings, August 1		\$ 0
Add: Net income		10,470
Less: Dividends		
		6,000
Retained earnings, August 31		\$4,470

To Balance Sheet

Carmen Camry operates a consulting firm called Help Today, which began operations on August 1. On August 31, the company's records show the following accounts and amounts for the month of August. Use this information to prepare an August statement of retained earnings for the business.

Cash	\$ 25,000
Accounts receivable	16,000
Office supplies	4,200
Land	43,000
Office equipment	34,000
Accounts payable	9,500
Common stock	110,000

Dividends	\$ 15,000
Consulting fees earned	32,000
Rent expense	3,000
Salaries expense	9,000
Telephone expense	500
Miscellaneous expenses	1,800

Help Today		
Statement of Retained Earnings		
For Month Ended August 31		
Retained earnings, August 1		\$ 0
Add: Net income		17,700
Less: Dividends		15,000
Retained earnings, August 31		\$2,700

To Balance Sheet

---

## Exercise 2-18 page 85

---

Carmen Camry operates a consulting firm called Help Today, which began operations on August 1. On August 31, the company's records show the following accounts and amounts for the month of August. Use this information to prepare an August 31 Balance Sheet for the business.

Cash	\$ 25,360	Dividends	\$ 6,000
Accounts receivable	22,360	Consulting fees earned	27,000
Office supplies	5,250	Rent expense	9,550
Land	44,000	Salaries expense	5,600
Office equipment	20,000	Telephone expense	860
Accounts payable	10,500	Miscellaneous expenses	520
Common stock	102,000		

Help Today Balance Sheet August 31			
Assets		Liabilities	
Cash	\$ 25,360	Accounts payable	\$ 10,500
Accounts receivable	22,360		
Office supplies	5,250		
Land	44,000	<b>Equity</b>	
Office equipment	20,000	Common stock	102,000
		Retained Earnings	4,470
Total assets	<u>\$ 116,970</u>	Total liabilities & equity	<u>\$ 116,970</u>


From Statement  
of Retained  
Earnings

Carmen Camry operates a consulting firm called Help Today, which began operations on August 1. On August 31, the company's records show the following accounts and amounts for the month of August. Use this information to prepare an August 31 Balance Sheet for the business.

Cash	\$	25,360	Dividends	\$	6,000
Accounts receivable		22,360	Consulting fees earned		27,000
Office supplies		5,250	Rent expense		9,550
Land		44,000	Salaries expense		5,600
Office equipment		20,000	Telephone expense		860
Accounts payable		10,500	Miscellaneous expenses		520
Common stock		102,000			

Help Today		
Income Statement		
For Month Ended August 31		
Revenues:		
Consulting fees earned		\$ 27,000
Expenses:		
Rent expense	\$ 9,550	
Salaries expense	5,600	
Telephone expense	860	
Miscellaneous expenses	520	
Total expenses		16,530
Net income (loss)		<u>\$ 10,470</u>

Help Today		
Statement of Retained Earnings		
For Month Ended August 31		
Retained earnings, August 1		\$ 0
Add: Net income		10,470
Less: Dividends		6,000
Retained earnings, August 31		<u>\$4,470</u>





Carmen Camry operates a consulting firm called Help Today, which began operations on August 1. On August 31, the company's records show the following accounts and amounts for the month of August. Use this information to prepare an August 31 Balance Sheet for the business.

Cash	\$ 25,000	Dividends	\$ 15,000
Accounts receivable	16,000	Consulting fees earned	32,000
Office supplies	4,200	Rent expense	3,000
Land	43,000	Salaries expense	9,000
Office equipment	34,000	Telephone expense	500
Accounts payable	9,500	Miscellaneous expenses	1,800
Common stock	110,000		

Help Today Balance Sheet August 31			
Assets		Liabilities	
Cash	\$ 25,000	Accounts payable	\$ 9,500
Accounts receivable	16,000		
Office supplies	4,200		
Land	43,000	<b>Equity</b>	
Office equipment	34,000	Common stock	110,000
		Retained earnings	2,700
Total assets	<u>\$ 122,200</u>	Total liabilities and equity	<u>\$ 122,200</u>

From Statement  
of Retained  
Earnings

Carmen Camry operates a consulting firm called Help Today, which began operations on August 1. On August 31, the company's records show the following accounts and amounts for the month of August. Use this information to prepare an August 31 Balance Sheet for the business.

Cash	\$	25,000	Dividends	\$	15,000
Accounts receivable		16,000	Consulting fees earned		32,000
Office supplies		4,200	Rent expense		3,000
Land		43,000	Salaries expense		9,000
Office equipment		34,000	Telephone expense		500
Accounts payable		9,500	Miscellaneous expenses		1,800
Common stock		110,000			

Help Today		
Income Statement		
For Month Ended August 31		
Revenues:		
Consulting fees earned		\$ 32,000
Expenses:		
Rent expense	\$ 3,000	
Salaries expense	9,000	
Telephone expense	500	
Miscellaneous expense	1,800	
Total expenses		14,300
Net income (loss)		<u>\$ 17,700</u>

Help Today		
Statement of Retained Earnings		
For Month Ended August 31		
Retained earnings, August 1		\$ -
Add: Net income		17,700
Less: Dividends		(15,000)
Retained Earnings, August 31		<u>\$ 2,700</u>

---

## Exercise 2-19 page 85

---

Compute the missing amount for each of the following separate companies a through d

	a.	b.	c.	d.
Beginning of the year equity	\$0	\$0	\$0	\$0
Owner investments for stock	110,000	42,000	87,000	210,000
Dividends during the year	(28,000)	(47,000)	(10,000)	(55,000)
Net income (loss)	22,000	90,000	(4,000)	(45,000)
End of the year equity	<u>\$104,000</u>	<u>\$85,000</u>	<u>\$73,000</u>	<u>\$110,000</u>

Compute the missing amount for each of the following separate companies a through d

	a.	b.	c.	d.
Beginning of the year equity	\$0	\$0	\$0	\$0
Owner investments for stock	91,000	100,000	84,215	200,000
Dividends during the year	(85,000)	(50,000)	(9,000)	(55,000)
Net income (loss)	<u>87,000</u>	<u>40,000</u>	<u>(5,000)</u>	<u>(45,000)</u>
End of the year equity	<u>\$93,000</u>	<u>\$90,000</u>	<u>\$70,215</u>	<u>\$100,000</u>

---

## Exercise 2-20 page 85

---

Posting errors are identified in the following table. In column (1), enter the amount of the difference between the two trial balance columns (debit and credit) due to the error. In column (2), identify the trial balance column (debit or credit) with the larger amount if they are not equal. In column (3), identify the account(s) affected by the error. In column (4), indicate the amount by which the account(s) in column (3) is under- or overstated. Item (a) is completed as an example.

Description of Posting Error	(1) Difference between Debit and Credit Columns	(2) Column with the Larger Total	(3) Identify Account(s) Incorrectly Stated	(4) Amount that Account(s) is Over-or Understated
a. \$3,600 debit to Rent Expense is posted as a \$1,340 debit				
b. \$6,500 credit to Cash is posted twice as two credits to Cash				
c. \$10,900 debit to the Dividends account is debited to Common Stock.				
d. \$2,050 debit to Prepaid Insurance is posted as a debit to Insurance Expense.				
e. \$38,000 debit to Machinery is posted as a debit to Accounts Payable.				
f. \$5,850 credit to Services Revenue is posted as a \$585 credit.				
g. \$1,390 debit to Store Supplies is not posted.				

Description of Posting Error	(1) Difference between Debit and Credit Columns	(2) Column with the Larger Total	(3) Identify Account(s) Incorrectly Stated	(4) Amount that Account(s) is Over-or Understated
a. \$3,600 debit to Rent Expense is posted as a \$1,340 debit	\$2,260	Credit	Rent Expense	Understated by \$2,260
b. \$6,500 credit to Cash is posted twice as two credits to Cash	\$6,500	Credit	Cash	Understated by \$6,500
c. \$10,900 debit to the Dividends account is debited to Common Stock.	\$0	N/A	Common Stock	Understated by \$10,900
			Dividends	Understated by \$10,900
d. \$2,050 debit to Prepaid Insurance is posted as a debit to Insurance Expense.	\$0	N/A	Prepaid Insurance	Understated by \$2,050
			Insurance Expense	Overstated by \$2,050
e. \$38,000 debit to Machinery is posted as a debit to Accounts Payable.	\$0	N/A	Machinery	Understated by \$38,000
			Accounts Payable	Understated by \$38,000
f. \$5,850 credit to Services Revenue is posted as a \$585 credit.	\$5,265	Debit	Service Revenue	Understated by \$5,265
g. \$1,390 debit to Store Supplies is not posted.	\$1,390	Credit	Store Supplies	Understated by \$1,390



Posting errors are identified in the following table. In column (1), enter the amount of the difference between the two trial balance columns (debit and credit) due to the error. In column (2), identify the trial balance column (debit or credit) with the larger amount if they are not equal. In column (3), identify the account(s) affected by the error. In column (4), indicate the amount by which the account(s) in column (3) is under- or overstated. Item (a) is completed as an example.

Description of Posting Error	(1) Difference between Debit and Credit Columns	(2) Column with the Larger Total	(3) Identify Account(s) Incorrectly Stated	(4) Amount that Account(s) is Over-or Understated
a. \$4,300 debit to Rent Expense is posted as a \$1,360 debit				
b. \$5,800 credit to Cash is posted twice as two credits to Cash				
c. \$12,000 debit to the Dividends account is debited to Common Stock.				
d. \$3,100 debit to Prepaid Insurance is posted as a debit to Insurance Expense.				
e. \$20,000 debit to Machinery is posted as a debit to Accounts Payable.				
f. \$9,500 credit to Services Revenue is posted as a \$950 credit.				
g. \$1,900 debit to Store Supplies is not posted.				

Description of Posting Error	(1) Difference between Debit and Credit Columns	(2) Column with the Larger Total	(3) Identify Account(s) Incorrectly Stated	(4) Amount that Account(s) is Over-or Understated
a. \$4,300 debit to Rent Expense is posted as a \$1,360 debit	\$2,940	Credit	Rent Expense	Understated \$2,940
b. \$5,800 credit to Cash is posted twice as two credits to Cash	\$5,800	Credit	Cash	Understated by \$5,800
c. \$12,000 debit to the Dividends account is debited to Common Stock.	\$0	N/A	Common Stock	Understated by \$12,000
			Dividends	Understated by \$12,000
d. \$3,100 debit to Prepaid Insurance is posted as a debit to Insurance Expense.	\$0	N/A	Prepaid Insurance	Understated by \$3,100
			Insurance Expense	Overstated by \$3,100
e. \$20,000 debit to Machinery is posted as a debit to Accounts Payable.	\$0	N/A	Machinery	Understated by \$20,000
			Accounts Payable	Understated by \$20,000
f. \$9,500 credit to Services Revenue is posted as a \$950 credit.	\$8,550	Debit	Service Revenue	Understated by \$8,550
g. \$1,900 debit to Store Supplies is not posted.	\$1,900	Credit	Store Supplies	Understated by \$1,900

---

## Exercise 2-21 page 86

---

You are told the column totals in a trial balance are not equal. After careful analysis, you discover only one error. Specifically, a correctly journalized credit purchase of an automobile for \$18,950 is posted from the journal to the ledger with a \$18,950 debit to Automobiles and another \$18,950 debit to Accounts Payable. The Automobiles account has a debit balance of \$37,100 on the trial balance. Answer each of the following questions and compute the dollar amount of any misstatement.

Automobiles	
Balance	37,100

- Is the debit column total of the trial balance overstated, understated, or correctly stated?
- Is the credit column total of the trial balance overstated, understated, or correctly stated?
- Is the Automobiles account balance overstated, understated, or correctly stated in the trial balance?
- Is the Accounts Payable account balance overstated, understated, or correctly stated in the trial balance?
- If the debit column total of the trial balance is \$200,000 before correcting the error, what is the total of the credit column before correction?

	General Journal	Debit	Credit
	Automobiles	18,950	
	Accounts Payable		18,950

Assume Accounts payable related to all other items is \$55,000.

Should have been:

Automobiles	
18,150	
18,950	
Balance	37,100

Accounts Payable	
	55,000
	18,950
Balance	73,950

With error:

Automobiles	
18,150	
18,950	
Balance	37,100

Accounts Payable	
	55,000
18,950	
Balance	36,050

- Is the debit column total of the trial balance overstated, understated, or correctly stated? **Correctly Stated**
- Is the credit column total of the trial balance overstated, understated, or correctly stated? **Understated by \$37,900**
- Is the Automobiles account balance overstated, understated, or correctly stated in the trial balance? **Correctly Stated**
- Is the Accounts Payable account balance overstated, understated, or correctly stated in the trial balance? **Understated by \$37,900**
- If the debit column total of the trial balance is \$200,000 before correcting the error, what is the total of the credit column before correction? **\$162,100**

You are told the column totals in a trial balance are not equal. After careful analysis, you discover only one error. Specifically, a correctly journalized credit purchase of an automobile for \$20,000 is posted from the journal to the ledger with a \$20,000 debit to Automobiles and another \$20,000 debit to Accounts Payable. The Automobiles account has a debit balance of \$57,000 on the trial balance. Answer each of the following questions and compute the dollar amount of any misstatement.

Automobiles	
Balance	57,000

- Is the debit column total of the trial balance overstated, understated, or correctly stated?
- Is the credit column total of the trial balance overstated, understated, or correctly stated?
- Is the Automobiles account balance overstated, understated, or correctly stated in the trial balance?
- Is the Accounts Payable account balance overstated, understated, or correctly stated in the trial balance?
- If the debit column total of the trial balance is \$260,000 before correcting the error, what is the total of the credit column before correction?

	General Journal	Debit	Credit
	Automobiles	20,000	
	Accounts Payable		20,000

Assume Accounts payable related to all other items is \$55,000.

Should have been:

Automobiles	
37,000	
20,000	
<hr/>	
Balance	57,000

Accounts Payable	
	55,000
	20,000
<hr/>	
Balance	75,000

With error:

Automobiles	
37,000	
20,000	
<hr/>	
Balance	57,000

Accounts Payable	
	55,000
20,000	
<hr/>	
Balance	35,000

- Is the debit column total of the trial balance overstated, understated, or correctly stated? **Correctly Stated**
- Is the credit column total of the trial balance overstated, understated, or correctly stated? **Understated by \$40,000**
- Is the Automobiles account balance overstated, understated, or correctly stated in the trial balance? **Correctly Stated**
- Is the Accounts Payable account balance overstated, understated, or correctly stated in the trial balance? **Understated by \$40,000**
- If the debit column total of the trial balance is \$260,000 before correcting the error, what is the total of the credit column before correction? **\$220,000**